



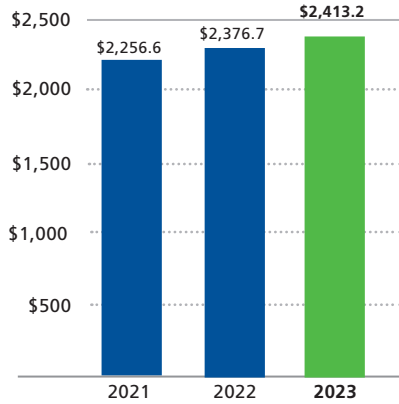
*40*  
*YEARS*

2023 ANNUAL REPORT

# Financial Highlights

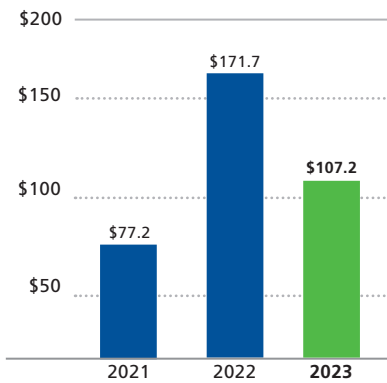
## Total Revenues

\$ In Millions



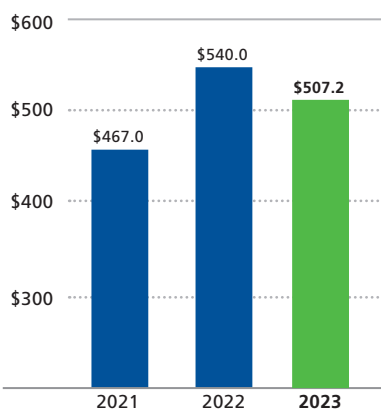
## Net Income

\$ In Millions



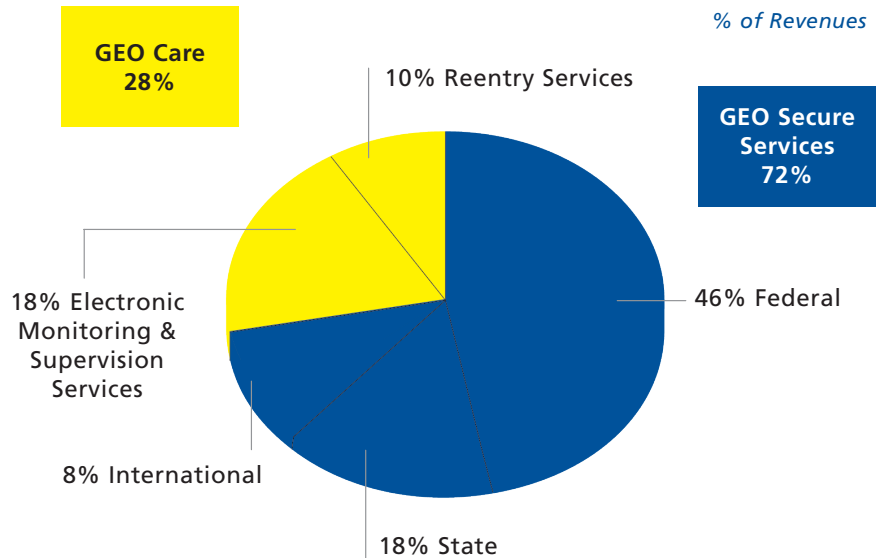
## Adjusted EBITDA\*

\$ In Millions



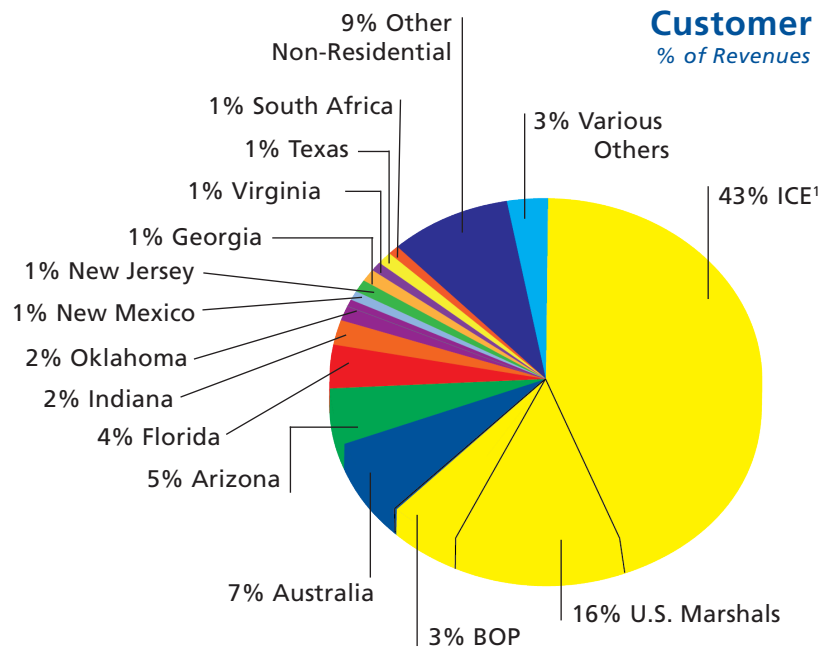
## Business Unit

% of Revenues



## Customer

% of Revenues



<sup>1</sup>Includes ICE Alternatives to Detention/ISAP Contract

\*This annual report contains certain Non-GAAP measures. Please refer to GEO's Fourth Quarter and Full Year 2023 Supplemental Disclosure as amended on February 29, 2024 for a description of such Non-GAAP measures and a reconciliation of such Non-GAAP measures to their most comparable GAAP measure.

# Letter To The Shareholders

In 2023, our company's diversified business units continued to deliver strong financial and operational performance. The important milestones we achieve every year are underpinned by the dedication and professionalism of our approximately 18,000 employees worldwide and by our steadfast commitment to pursuing operational excellence across all our service lines.

## OPERATIONAL MILESTONES

Throughout 2023, our employees, facilities, and programs delivered high quality services on a daily basis. Our GEO Secure Services business unit served over 387,000 individuals, while providing secure residential services to an average daily population of approximately 42,000 persons in our facilities in the United States.

Our secure services facilities successfully underwent 209 audits, including internal audits, government reviews, third-party accreditations, and Prison Rape Elimination Act (PREA) certifications. Twelve of our secure services facilities received accreditation from the American Correctional Association (ACA) with an average accreditation score of 99.3 percent, and another 14 secure services facilities received PREA certifications.

During the year, we renewed 15 secure services contracts, including ten contracts at the federal level with U.S. Immigration and Customs Enforcement (ICE) and the U.S. Marshals Service. Additionally, in May of 2023, we reactivated our previously idle company-owned 1,940-bed Great Plains Correctional Facility under a new lease agreement with the State of Oklahoma, which is expected to generate annual straight-line revenue of approximately \$8.5 million.

Our transportation division, GEO Transport, Inc. (GTI), along with our joint venture in the United Kingdom, GEOAmev, safely transported more than 783,000 passengers while driving more than 18 million miles in the U.S. and internationally. GTI also activated a new contract during the second half of 2023 to provide air operations support on behalf of ICE. This new contract is expected to generate approximately \$25 million in annualized revenues.

Internationally, our GEO Australia subsidiary activated a contract in July of 2023 for the delivery of primary health services across 13 public prisons in the State of Victoria. This new contract is expected to generate approximately \$33 million in incremental annualized revenue for GEO.

Our GEO Care division served more than 840,000 individuals in 2023, while managing an average daily census of more than 323,000 participants in our community reentry and electronic monitoring programs. During the year, we renewed 32 Residential Reentry Center contracts, including 16 contracts with the Federal Bureau of Prisons. We also renewed 52 contracts for our Non-Residential and Day Reporting Center programs.

Our GEO Care facilities and program sites successfully underwent a combined total of 338 audits, including internal audits, government reviews, third-party accreditations, and PREA certifications. Eleven of our residential reentry centers received accreditation from the ACA with an average accreditation score of 99.9 percent, and eight of our residential reentry centers received PREA certifications.

Throughout the year, our BI Electronic Monitoring and Supervision Services subsidiary continued to provide a full suite of monitoring and supervision solutions, products, and technologies on behalf of federal, state, and local agencies across the country. As part of our ongoing pursuit of innovation, BI launched a new wrist-worn GPS tracking device in 2023. The BI VeriWatch™ provides government agencies with additional means of achieving compliance with their established policies and objectives.

## AWARD-WINNING GEO CONTINUUM OF CARE®

In 2023, our GEO Continuum of Care® programs completed approximately 4.6 million hours of enhanced in-custody rehabilitation programming. Our academic programs awarded more than 3,100 high school equivalency degrees, and our vocational courses awarded close to 9,200 vocational training certifications. Our substance abuse treatment programs awarded more than 8,100 program completions, and we achieved over 46,000 behavioral program completions and more than 36,000 individual cognitive behavioral sessions.

We also provided post-release support services to more than 3,100 individuals returning to their communities, with over 700 post-release participants attaining employment. Since 2016, GEO has funded approximately \$9.6 million towards post-release support grants for released individuals to assist them with essential community needs, including housing, food, transportation, clothing, treatment, and employment and education assistance.

Our award-winning GEO Continuum of Care® program is part of our company's contribution to criminal justice reform, and we believe that it provides a proven successful model on how the 2.2 million people in the U.S. criminal justice system can be better served in changing how they live their lives.

## HUMAN RIGHTS AND ESG REPORT

We are proud of the work we have done to further our commitment to Environmental, Social, and Governance (ESG) principles. In 2023, we published our fifth annual Human Rights and ESG report, which highlights our long-standing commitment to respecting the human rights and improving the lives of those entrusted to our care.

To reinforce this important commitment, we have recently restructured our Board to include four new standing committees to oversee: Healthcare Services, Criminal Justice and Rehabilitation, Human Rights, and Cyber Security and Environmental matters.

## FINANCIAL PERFORMANCE

The achievement of our operational and corporate milestones supported our company's continued financial success, helping us deliver strong results in 2023. For the full year 2023, we reported total revenues of \$2.41 billion, Net Income of \$107.2 million, and Adjusted EBITDA of \$507.2 million, which marks the second highest annual Adjusted EBITDA in our company's history.

Our strong financial performance has allowed us to make substantial progress towards our goal of deleveraging our balance sheet. Over the past three years, we have focused our allocation of capital to reduce debt, which along with growth in our earnings and cash flows, has significantly decreased our company's net leverage. In 2023, we reduced our net debt by approximately \$197 million, ending the year with less than \$1.8 billion in total net debt. Going forward, we expect to continue to focus on our goal of allocating \$175 million to \$200 million annually towards paying down debt.

During the year, we also completed the refinancing of our Revolving Credit Facility, which provided for approximately \$265 million in refinanced revolving credit commitments, maturing in March of 2027.

This transaction was an important step in our efforts to refinance portions of our debt to reduce our overall cost of capital, achieve annual interest cost savings, and gain more flexibility to explore options to return capital to our shareholders in the future.

With our strong financial performance and the substantial reduction in our net debt, we believe that the current market valuation of our company offers an attractive opportunity for investors.

## CELEBRATING 40 YEARS OF OPERATIONAL EXCELLENCE

Since our founding four decades ago, we have strived to be at the forefront of innovation and have successfully created a leading platform of diversified private-sector solutions and services that help our government agency partners address public-sector challenges.

As we look back at our collective success during the past year, we also take great pride in celebrating 40 years of operational excellence and industry leadership. We are proud to have developed high-quality partnerships with government agencies around the world, becoming a leading provider of diversified support services for secure facilities, processing centers, community reentry centers, enhanced rehabilitation programs, and electronic monitoring services.



*George Zoley*

**George C. Zoley**

Executive Chairman



*Brian Evans*

**Brian R. Evans**

Chief Executive Officer

## Board of Directors



### **GEORGE C. ZOLEY** | EXECUTIVE CHAIRMAN OF THE BOARD

Mr. Zoley is GEO's Executive Chairman of the Board. He served as Chairman, CEO and Founder until July 1, 2021. Mr. Zoley founded GEO in 1984 and continues to be a major factor in GEO's development of new business opportunities in the areas of correctional and detention support services, community reentry, offender rehabilitation, and other diversified government services. For seven years, Mr. Zoley served as a member of the Board of Trustees of Florida Atlantic University in Boca Raton, Florida, and previously served as Chairman of the Board of Trustees. Mr. Zoley was born in Florina, Greece and was the recipient of the Ellis Island Medal of Honor in 2002. As GEO's founder, Mr. Zoley's knowledge, experience, and leadership are invaluable to the operation and development of the company.

**Areas of Expertise:** • Company Founder • Strategic Leadership  
• Business Development • Government Contracting



### **TERRY MAYOTTE** | LEAD INDEPENDENT DIRECTOR\*

CHAIR, AUDIT AND FINANCE COMMITTEE

CHAIR, COMPENSATION COMMITTEE

CHAIR, INDEPENDENT COMMITTEE

CHAIR, NOMINATING AND CORPORATE GOVERNANCE COMMITTEE

Mr. Mayotte has served on GEO's Board of Directors since July 2021. He has over 35 years of experience in corporate leadership and financial management. Since December 2018, Mr. Mayotte has served as Strategic Advisor for PEO and Acquisitions, as well as President of Paychex Insurance Agency for Paychex, Inc. Prior to this role, Mr. Mayotte held the position of Executive Vice President and Chief Financial Officer at Oasis Outsourcing, where he founded the organization in 1996 and was a principal architect of the company's business model and strategic direction. Mr. Mayotte has extensive expertise in creating insurance strategies and building financial systems and controls, technology platforms and negotiating key supplier relationships.

**Areas of Expertise:** • Insurance • Finance • Business Management  
• Mergers and Acquisitions



**THOMAS C. BARTZOKIS, MD, FACC** | INDEPENDENT DIRECTOR\*  
CHAIR, HEALTH SERVICES COMMITTEE

Dr. Thomas Bartzokis has over 30 years of experience in the medical field, specializing in cardiology. In 2011, Dr. Bartzokis established, and currently serves as Managing Partner of, Bartzokis, Rubenstein & Servoss, MD, PL, which offers services in Consultative and Interventional Cardiology. He is also a Clinical Affiliate Assistant Professor of Cardiology at the Charles Schmidt College of Medicine at Florida Atlantic University and has held several leadership positions at Boca Raton Regional Hospital. Dr. Bartzokis has been nationally recognized as a Castle Connolly Top Doctor consistently from 1998 to 2021. He has served on GEO's Board of Directors since 2022.

**Areas of Expertise:** • Medical Management and Research • Leadership  
• Clinical Medicine



**JACK BREWER** | INDEPENDENT DIRECTOR\*  
CHAIR, CRIMINAL JUSTICE AND REHABILITATION COMMITTEE

Mr. Brewer founded The Serving Institute, his Liberty University affiliated faith sports-based academy for at-risk youth. He is an adjunct professor at Fordham Gabelli School of Business, where he teaches his business leadership and transition curriculum to athletes, as well as inmates in custody. In 2020, Mr. Brewer was appointed to the U.S. Commission on the Social Status of Black Men and Boys. He also leads efforts delivering emergency aid to thousands of people in Africa and the Caribbean. He has served on GEO's Board of Directors since 2021.

**Areas of Expertise:** • Offender Rehabilitation • GEO Continuum of Care® • Leadership Development for At-Risk Youth • Civil Rights Advocacy • International Aid and Humanitarian Work



**SCOTT M. KERNAN** | INDEPENDENT DIRECTOR\*  
CHAIR, OPERATIONS AND OVERSIGHT COMMITTEE

Mr. Kernan served as Secretary of the California Department of Corrections and Rehabilitation (CDCR) from January 2016 until August 2018. Prior to that time, Mr. Kernan was appointed the Undersecretary of Operations of the CDCR beginning in September 2008 and served in that position until October 2011. Mr. Kernan has over 40 years of experience in corrections. He has served on GEO's Board of Directors since 2018.

**Areas of Expertise:** • American Correctional Association (ACA) Standards  
• Core Correctional Practices • Correctional Leadership

## Board of Directors



### LINDSAY L. KOREN | INDEPENDENT DIRECTOR\*

CHAIR, HUMAN RIGHTS COMMITTEE

CHAIR, LEGAL STEERING COMMITTEE

Ms. Koren is currently the Senior Vice President, Division General Counsel for Darden Restaurants, where she leads the Ethics & Compliance program, and has been with the Company since 2015. Ms. Koren also served as a Senior Director for international compliance and an Assistant General Counsel at Walmart from January 2011 until early 2015. At Walmart, Ms. Koren advised the company on legal and compliance matters for Walmart's global business, spanning 26 countries. Ms. Koren also previously served as a trial attorney with the U.S. Department of Justice from 2004 to 2007, representing the government in appellate litigation matters, and as an attorney advisor to the Chief Immigration Judge. She has served on GEO's Board of Directors since 2022.

**Areas of Expertise:** • Corporate Law • Government Law and Public Policy  
• Ethics and Compliance



### ANDREW N. SHAPIRO | INDEPENDENT DIRECTOR\*

CHAIR, CORPORATE PLANNING COMMITTEE

Mr. Shapiro has over 30 years of experience in the banking industry. He is the founder and Chief Executive Officer of Applied Risk Capital LLC, a company dedicated to indemnifying banks against the non-payment of loans and derivatives. Mr. Shapiro served in a variety of senior positions at BNP Paribas from 1995 through August 2018, including as Head of Loan Capital Markets for the Americas, Head of the Value Preservation Group for the Americas, Global Head of Loan Syndications, and Head of Corporate Debt Origination for the Americas. He has served on GEO's Board of Directors since 2022.

**Areas of Expertise:** • Business Management • Debt and Finance  
• Capital Restructuring



### JULIE M. WOOD | INDEPENDENT DIRECTOR\*

CHAIR, CYBER SECURITY AND ENVIRONMENTAL OVERSIGHT COMMITTEE

Ms. Wood is currently the Chief Executive Officer of Guidepost Solutions LLC, a company specializing in monitoring, compliance, international investigations and risk management solutions. Prior to joining the private sector, she served as the Head of U.S. Immigration and Customs Enforcement for the U.S. Department of Homeland Security from January 2006 until November 2008. She has served on GEO's Board of Directors since 2018.

**Areas of Expertise:** • U.S. Department of Homeland Security (DHS)  
• U.S. Immigration and Customs Enforcement (ICE)  
• Performance-Based National Detention Standards (PBNDs)

## Senior Officers



**George C. Zoley**  
Executive Chairman of the Board



**Brian R. Evans**  
Chief Executive Officer



**Wayne H. Calabrese**  
President and  
Chief Operating Officer



**Shayn P. March**  
Acting Chief Financial Officer



**James H. Black**  
Senior Vice President and  
President, GEO Secure Services



**Joe Negron**  
Senior Vice President, General  
Counsel, and Corporate Secretary



**Richard K. Long**  
Senior Vice President,  
Project Development



**Matthew T. Albence**  
Senior Vice President,  
Client Relations



**Christopher D. Ryan**  
Senior Vice President,  
Human Resources



# Environmental, Social and Governance (ESG)



## OUR COMMITMENT TO RESPECTING HUMAN RIGHTS

GEO acknowledges the unique status of its operations as a service provider to governmental agencies, encompassing the management and operation of secure correctional and rehabilitation facilities, immigration processing centers, community reentry centers and programs, and electronic and location monitoring services. We recognize the significant role that respect for human rights plays in our services in the United States and around the world.

Our commitment to respecting human rights is rooted in our Global Human Rights Policy, which is informed by reference to the United Nation's Universal Declaration of Human Rights and the International Labor Organization's 1998 Declaration on Fundamental Principles and Rights at Work. We acknowledge that the human rights of all persons in our care and of our employees are to be respected without discrimination, bias, or favoritism.

## GEO'S ESG OBJECTIVES

- To implement best practices that follow recognized global Human Rights standards and respect the dignity and basic human rights of all individuals in our care.
- To be a leading provider of enhanced in-custody rehabilitation programs and post-release support services through our award-winning GEO Continuum of Care®.
- To provide quality support services that foster a safe and humane environment, deliver high-quality medical care, and adhere to independent accreditation standards.
- To provide development opportunities to our workforce and to instill an organizational culture rooted in diversity, inclusion, and respect.
- To advance environmental sustainability in our facilities by investing in energy conservation measures.

# Environmentally Responsible



GEO is committed to creating sustainable environments in our facilities throughout the U.S. and worldwide. GEO will strive to procure renewable energy as the availability of sources of renewable energy increases over time.

## SUSTAINABILITY AUDITS AND ENERGY IMPROVEMENTS

GEO has contracted Iconergy, which provides professional energy engineering and commissioning services to public, private, and nonprofit sector organizations, to conduct Investment Grade Audits across our GEO Secure Services facilities. Over the last five years, Energy Investment Grade Audits have been conducted at eight GEO Secure Services Facilities, and two facilities currently have pending audits with energy improvement recommendations. This important initiative is reflective of GEO's goal to achieve a minimum of 15% in energy and utility savings.

Iconergy is responsible for identifying energy conservation measures, which will provide GEO with both cost certainty and performance guarantees.

Below are the energy conservation measures that have been implemented at a number of our facilities based on Iconergy's Investment Grade Audit reports:

- Lighting Efficiency (LED fixtures)
- Water Efficiency (Push Button Shower, Toilet, and Faucet Fixtures)
- Water Service Upgrades
- HVAC Duct Sealing & Outside Fresh Air Intake

As a result of these audits, GEO will invest approximately \$25 million to retrofit, modify, and upgrade lighting, water, laundry, and HVAC systems.



SOLAR PANELS AT ADELANTO ICE PROCESSING CENTER (CA)

## ASSESSING GEO'S ENVIRONMENTAL PERFORMANCE

Starting in 2020, GEO undertook the initiative of determining our carbon footprint, including greenhouse gas (GHG) emissions and energy consumption data. We gathered data from each facility regarding energy use, including natural gas, diesel, fuel, propane, and electricity, and water use, as well as Scope 1 and Scope 2 emissions.

### GEO GROUP ENVIRONMENTAL PERFORMANCE METRICS

Energy Consumption	2022	Unit
Total Energy Usage	1,644,105	GJ
Electricity	920,411	GJ
Natural Gas	644,742	GJ
Diesel	17,619	GJ
Fuel Oil	22,796	GJ
Propane	38,538	GJ
Energy Intensity Unit	0.09	energy/sq ft
Water Withdrawal		
Water Usage	2,783,034,486	gallons
Greenhouse Gas Emissions		
Scope 1 Emissions	44,182	tCO <sub>2</sub> e
Scope 2 Emissions	96,749	tCO <sub>2</sub> e
Scope 1 Intensity	0.0025	tCO <sub>2</sub> e/sq ft
Scope 2 Intensity	0.0054	tCO <sub>2</sub> e/sq ft

Source: GEO 2022 Human Rights and ESG Report

## Diversified Employer

GEO is an equal opportunity employer focused on the rich diversity of our workforce with zero tolerance for all forms of workplace discrimination and sexual harassment.



Today, women comprise a majority of GEO's U.S. workforce and play a significant role in our leadership and management. **Of GEO's 14,331 U.S. employees, 51% are female.** Women account for 54% of our corporate employees, 42% of our facility security staff, and 31% of those serving in management positions as directors and above. We also continue to recruit women to our workforce, with women comprising 52% of GEO's new hires in 2023.

Women are also involved at the highest levels of our organization. Of the eight members of GEO's Board of Directors, two are women.

In all areas of our business, GEO strives to achieve wider racial and ethnic diversity. Across our organization, under-represented minorities of the United States – including African American, Hispanic and Latino, Asian, Pacific Islander, Native Hawaiian and Native American/Alaskan – currently account for 68% of our U.S. employees.

Minorities comprise 45% of GEO's corporate workforce in the U.S., 73% of our facility security staff, and 33% of those serving in management positions as directors or above. GEO's employee population is also diverse by age. Of new hires in 2023, 40% were under age 30, 41% were between ages 30 and 50, and 19% were ages 50 and older.

**GEO is proud to support our local communities, and we estimate that we recruit more than 90% of our workforce from these communities.**

- GEO Group has been cited by U.S. Veterans Magazine among its "Top Veteran Friendly Companies" and was recognized in the Fall 2023 issue as one of the "Best of the Best 2023" Top Veteran Friendly Companies. For additional information, please visit [geogroup.com/HiringHeroes](https://geogroup.com/HiringHeroes)
- In 2023, GEO was recognized as a Military Friendly Gold Level Employer and as a Top 10 Company for Supplier Diversity Programs.



# Community Engagement and Philanthropy



**\$22.2 Million**  
to various charitable causes since 2011, including **\$7.5 Million** in student scholarships

**~\$1.7 Million**  
donated to diverse charitable causes in 2023

**~\$850,000**  
or 34% of total charitable donations in 2023 were allocated to college and university scholarships

The GEO Group is committed to making a difference in the communities in which we operate. Every year, through The GEO Group Foundation, we support charities, schools, community organizations, and higher education scholarships for students across the country.

Since 2011, The GEO Group Foundation has donated more than \$22.2 million to various charitable causes throughout the country, including approximately \$7.5 million in student scholarships.

## Total GEO Foundation Donations in 2023

# \$2,515,175

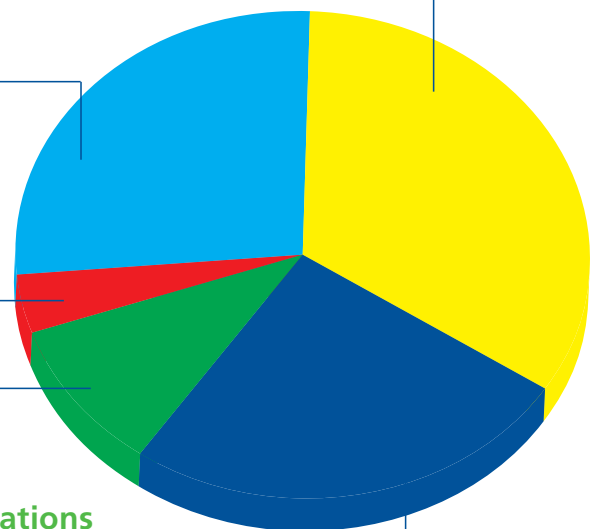
34% or \$850,000 to Scholarships

27% or \$667,385 to Various Other

4% or \$94,590 to Local Schools & Education

10% or \$260,175 to Children's Organizations

25% or \$643,025 to Health & Disabilities Organizations



# GEO Continuum of Care

The GEO Continuum of Care® – an award-winning initiative we began in 2015 – provides enhanced in-custody rehabilitation programming, including cognitive behavioral treatment, integrated with post-release support services. This evidence-based treatment model begins with individualized risks and needs assessments and offers programs designed to address the specific needs of each participant based on their assessments.

## FACILITATING TRANSITION: GEO’S POST-RELEASE SUPPORT SERVICES

Approximately 95 percent of all individuals released from prison return to their communities. GEO’s Post-Release Support Services provide case management, develop and maintain community partnerships, and coordinate and distribute transitional resources based on individual need.

These measures are aimed at reducing recidivism rates, as well as increasing public safety, reducing victimization, and improving the quality of life for released individuals upon returning to their communities.

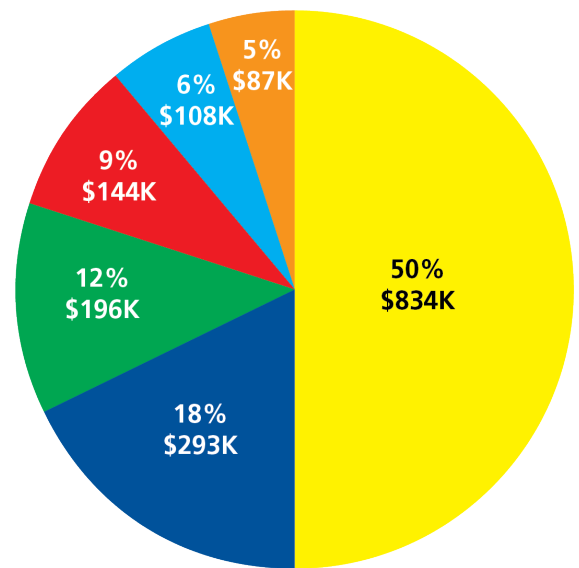
GEO understands the value of providing second chances to those impacted by the Criminal Justice System and continues to demonstrate this through our hiring practices. The GEO Continuum of Care® Post Release Call Center is over 80% staffed with returning citizens who have previously been incarcerated.

In addition to extended case management, education, training, and related services, GEO allocated approximately \$1.6 million in company funding during 2023 to assist those released from custody in obtaining such necessities as: housing (50%); employment/education (18%); transportation (12%); treatment services (9%); clothing (6%); and food (5%).

## 2023 POST-RELEASE SUPPORT FUNDING



GEO allocated approximately **\$1.6M** in annual funding in 2023 to assist those released from custody



## OUR TREATMENT BEGINS WITH INDIVIDUALIZED RISKS AND NEEDS ASSESSMENTS AND OFFERS SEVERAL UNIQUE AND EVIDENCE-BASED PROGRAMS, INCLUDING:

- Enhanced academic programming with the use of Smart-Board technology for interactive learning in every classroom.
- Enhanced vocational training through national, state, and industry certified programs focused on future job and career opportunities.
- Industry-leading Cognitive Behavioral and Substance Abuse treatment based on nationally recognized curricula.
- Post-release support services, which involve post-release case managers and 24-hour support to assist released individuals with the most crucial needs upon their release back into the community, including clothing, food, housing, transportation, employment/education, and treatment services.

# 2021-2023 GEO Continuum of Care (CoC) Highlights



## POPULATION

	2023	2022	2021
Total Eligible Population	55,694	55,767	45,728
Total Program Participants	21,323	16,585	27,731



## PARTICIPATION

Total Programming Hours Completed	4,623,564	3,523,334	2,777,252
Total Programming Completions	94,868	91,804	86,262
Behavioral Program Completions	46,201	39,603	38,601
Individual Cognitive Behavioral Treatment Sessions Completed	36,309	34,415	33,219
Average Daily Vocational Attendance	5,112	5,001	4,895
Average Daily Academics Attendance	4,729	4,102	3,791
Average Daily Substance Abuse Treatment Attendance	7,113	6,113	6,947
Total Substance Abuse Treatment Completions	8,147	7,302	5,520
Total Vocational Completions	9,234	8,119	6,815
Total High School Equivalencies Issued	3,124	2,365	2,107
Average Program Participation Hours per Participant	217	209	167



## POST-RELEASE SUPPORT SERVICES SUMMARY

Total Post-Release Participants	3,166	2,534	4,504
Community-Based Participants	1,979	1,868	1,868
Participants Pending Release	1,187	990	2,636
Employed/Students	739	739	808



## STAFF DEVELOPMENT

Total Annual Trainings	12,879	12,104	8,987
Total Staff Training Hours	270,459	223,475	217,346

# GEO Secure Services



Established in 1984, GEO Secure Services oversees the delivery of support services for secure facilities and processing centers in the United States, Australia, and South Africa.

GEO's U.S. Secure Services division oversees 50 secure facilities providing support services on behalf of the U.S. Marshals Service, U.S. Immigration and Customs Enforcement, and seven state correctional agencies.

The daily oversight of GEO's U.S. Secure Services facilities is coordinated from three regional offices located in Charlotte, North Carolina; San Antonio, Texas; and Los Angeles, California. Each regional operating structure is headed by a Regional Vice President who oversees approximately two dozen experts in security, medical, finance, contract compliance, human resources, and other support services.

This regional operating structure enables GEO to implement superior quality controls, develop personalized professional relationships, and ensure the delivery of a full complement of high-quality services, including:

- Secure custody services
- Food services
- Health and Mental Health Care
- Facility management
- Physical plant maintenance

**99.3%**  
AVERAGE ACA  
ACCREDITATION  
SCORE IN 2023

**64,828**  
U.S. SECURE SERVICES  
BEDS

**50**  
U.S. SECURE SERVICES  
FACILITIES





SOUTH BAY CORRECTIONAL AND REHABILITATION FACILITY (FL) - 1,948 BEDS



MONTGOMERY PROCESSING CENTER (TX) - 1,000 BEDS



JOE CORLEY PROCESSING CENTER (TX) - 1,517 BEDS



CENTRAL LOUISIANA ICE PROCESSING CENTER (LA) - 1,160 BEDS



MOORE HAVEN CORRECTIONAL AND REHABILITATION FACILITY (FL) - 985 BEDS



LAWTON CORRECTIONAL AND REHABILITATION FACILITY (OK) - 2,682 BEDS



# International Services



The GEO Group Australia Pty Ltd.



THE GEO GROUP AUSTRALIA,  
SYDNEY, AUSTRALIA

## THE GEO GROUP AUSTRALIA

Located in Sydney, Australia, The GEO Group Australia plays a key role in helping meet the need for correctional services in Australia. The GEO Group Australia provides support services at three secure facilities with approximately 3,500 beds in the states of New South Wales and Victoria.



SOUTH AFRICAN  
CUSTODIAL MANAGEMENT,  
JOHANNESBURG, SOUTH AFRICA

## THE GEO GROUP AUSTRALIA

Located in Sydney, Australia, The GEO Group Australia plays a key role in helping meet the need for correctional services in Australia. The GEO Group Australia provides support services at three secure facilities with approximately 3,500 beds in the states of New South Wales and Victoria.



GEOAMEY,  
MANCHESTER, ENGLAND


## SOUTH AFRICAN CUSTODIAL MANAGEMENT

Located in Johannesburg, South Africa, South African Custodial Management provides secure facility support services for the Department of Correctional Services. South African Custodial Management operates the 3,024-bed Kutama Sinthumule Correctional Centre.


## GEOAMEY

GEO's International Services division provides support services for secure facilities on behalf of government agencies in Australia and South Africa, managing four secure facilities encompassing approximately 6,500 beds. In the United Kingdom, GEO provides secure transportation services through a joint-venture. In Australia, beginning in 2023, GEO also provides primary health services across 13 public prisons in the State of Victoria on behalf of Department of Justice and Community Safety.

Through a wholly-owned subsidiary and joint-venture companies, GEO's International Services division provides solutions that are fully customizable and tailored to each government agency's requirements and standards.




FULHAM CORRECTIONAL  
CENTRE - 922 BEDS



JUNEE CORRECTIONAL  
CENTRE - 1,279 BEDS



KUTAMA SINTHUMULE  
CORRECTIONAL CENTRE - 3,024 BEDS



RAVENHALL CORRECTIONAL  
CENTRE - 1,300 BEDS

# GEO Transport, Inc. (GTI)



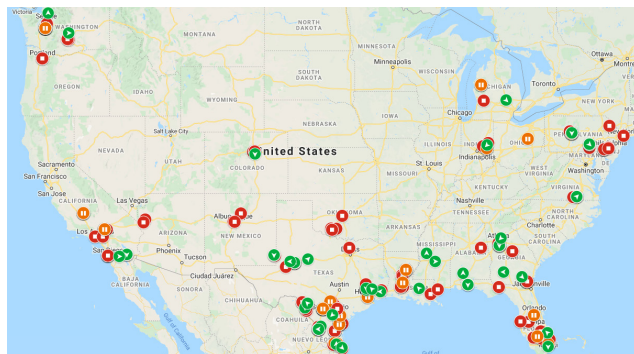
GEO’s in-house transportation division, GEO Transport, Inc. (GTI) provides secure transportation services to federal, state, and local government agencies. With the flexibility and resources to provide both ground and air transfer services, GTI helps government agencies meet their needs for secure transportation.

GTI employs approximately 650 licensed transportation officers and operates a fleet of approximately 550 customized, U.S. Department of Transportation-compliant vehicles. Additionally, GTI employs approximately 215 Air Operation Flight Officers who provide transportation security services. In 2023, GTI completed more than 1,100 flight missions while transporting more than 115,000 individuals.



GTI provides unmatched support services, including:

- Strategically located transportation centers nationwide
- Proprietary GPS satellite tracking software (GEOTrack)
- Two-way communications, in-vehicle recording
- Continuous vehicle monitoring
- Constant communication link with all service vehicles
- Ground support to book and re-route vehicles



GTI Transporters

18 Million+

MILES DRIVEN  
WORLDWIDE IN 2023

---

550

SPECIAL SECURE USDOT  
COMPLIANT VEHICLES  
*GPS Satellite Tracking on all vehicles*

# GEO Care



GEO Care consists of the GEO Continuum of Care® division, community-based residential and non-residential reentry centers, in-prison treatment programs, and electronic monitoring and supervision services.

Through the delivery of high-quality and effective programs, GEO Care has established itself as a leader in technology, programming, and innovation. GEO Care delivers comprehensive approaches to manage, rehabilitate, and treat individuals in community-based programs.

GEO Reentry provides individuals with the resources necessary to productively return to the community. Through residential reentry centers, GEO Reentry delivers temporary housing, employment assistance, substance use counseling, and vocational and education programs.

At our non-residential reentry centers, GEO Reentry offers multi-phase, evidence-based programs and services. In addition, our in-prison treatment programs prepare individuals at state prisons and county jails for successful reentry prior to release. Our comprehensive approach promotes successful reentry through a combination of treatment services, accountability, and links to community resources.



ALABAMA THERAPEUTIC EDUCATION FACILITY (AL)  
SUCCESSFUL OUTCOMES THROUGH VOCATIONAL TRAINING AND BEHAVIOR CHANGE PROGRAMS

**9,078**  
RESIDENTIAL  
REENTRY BEDS

**89**  
NON-RESIDENTIAL  
CENTERS

**30**  
IN-PRISON  
TREATMENT SITES

**323,000**  
DAILY INDIVIDUALS  
UNDER CARE



RESIDENTIAL REENTRY CLASSROOM



SOUTH BAY CORRECTIONAL AND REHABILITATION FACILITY (FL) GRADUATION



NON-RESIDENTIAL CASE MANAGEMENT



HORTICULTURE CLASS AT SOUTH BAY CORRECTIONAL AND REHABILITATION FACILITY (FL)




RESIDENTIAL REENTRY GRADUATION

# Electronic Monitoring & Supervision Services



BI INCORPORATED HEADQUARTERS  
BOULDER, CO



## STRENGTHENING COMMUNITIES THROUGH INNOVATION

Established in 1978, BI Incorporated is a wholly owned subsidiary of The GEO Group, Inc. BI offers more than a dozen electronic monitoring systems for individuals under community supervision by parole, probation, pretrial release, and other law enforcement agencies. BI has Original Equipment Manufacturing (OEM) status and manufactures its products at U.S. facilities, employs more than 1,100 highly trained professionals nationally, and produces more than 200,000 electronic monitoring devices annually in Boulder, Colorado.

BI offers a continuum of GPS monitoring systems including ankle bracelet, wrist-worn, and mobile biometric solutions to meet the varying risk level needs of government agencies. In addition, BI offers radio frequency (RF) curfew monitoring, alcohol detection, and voice verification systems; call center and operations monitoring services; and software solutions, including smartphone applications.

BI offers government agencies more than a dozen compliance technologies, including:

- Wrist- and ankle-worn Global Positioning Satellite (GPS) technology to enhance compliance
- Court admissible, transdermal and breath alcohol monitoring devices to test sobriety
- Radio frequency solutions, ideal for monitoring compliance with curfews and defined locations
- Mobile app and web-based software solutions designed to enhance supervision
- An array of monitoring services and administrative support services to meet each agency's unique needs

## Proudly Made in the USA

- BI designs, engineers, and manufactures 200,000+ GPS tracking, alcohol detection, and Radio Frequency (RF) monitoring devices annually in Colorado.
- BI employs more than 1,100 professionals, including technicians, software engineers, assembly professionals, and call center representatives, and our supply chain includes thousands of additional U.S. workers.


# BI



## BI SL3®



## BI LOC8® XT



## BI VeriWatch®

# Financial Overview

## 2023 FINANCIAL HIGHLIGHTS

**\$2.41 Billion**  
FY2023 Total Revenue

**\$107.2 Million**  
FY2023 Net Income

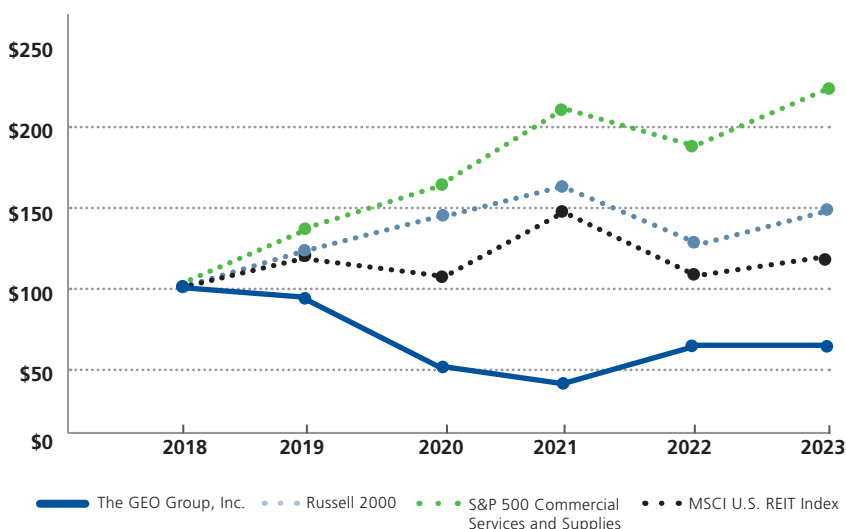
**\$507.2 Million**  
FY2023 Adjusted EBITDA\*

**\$1.78 Billion**  
FY2023 Net Debt\*

**3.5x Adjusted EBITDA**  
FY2023 Net Leverage\*

## Comparison Of Five-Year Cumulative Total Return

Comparison of Five-Year Cumulative Total Return<sup>†</sup> for The GEO Group, Inc. and the Russell 2000, the S&P 500 Commercial Services and Supplies, and the MSCI U.S. REIT Indexes.  
(Performance through December 31, 2023)



Date	The GEO Group, Inc.	Russell 2000	S&P 500 Commercial Services and Supplies	MSCI U.S. REIT Index
Dec-31-18	\$100.00	\$100.00	\$100.00	\$100.00
Dec-31-19	\$93.20	\$123.72	\$137.19	\$120.94
Dec-31-20	\$48.28	\$146.44	\$167.32	\$107.50
Dec-31-21	\$43.48	\$166.50	\$216.00	\$149.18
Dec-31-22	\$61.44	\$130.60	\$193.17	\$108.40
Dec-31-23	<b>\$62.07</b>	<b>\$150.31</b>	<b>\$230.11</b>	<b>\$118.12</b>

Assumes \$100 invested on December 31, 2018 in The GEO Group, Inc. common stock and the respective Indexes.  
<sup>†</sup>Total return assumes reinvestment of dividends.

(In thousands, except per share data)	FY2023	FY2022	FY2021
Total Revenues	<b>\$2,413,167</b>	\$2,376,727	\$2,256,612
Net Income	<b>\$107,183</b>	\$171,692	\$77,233
Net Income Attributable to The GEO Group	<b>\$107,325</b>	\$171,813	\$77,418
Adjusted Net Income*	<b>\$117,471</b>	\$171,196	\$159,203
Adjusted EBITDA*	<b>\$507,177</b>	\$540,028	\$466,964
Net Income Attributable To GEO per Diluted Share	<b>\$0.72</b>	\$1.17	\$0.58
Total Assets	<b>\$3,696,406</b>	\$3,760,383	\$4,537,408
Shareholders' Equity	<b>\$1,290,314</b>	\$1,165,088	\$975,016
Diluted Weighted Average Common Shares Outstanding	<b>123,698</b>	122,281	120,732

\*This annual report contains certain Non-GAAP measures. Please refer to GEO's Fourth Quarter and Full Year 2023 Supplemental Disclosure as amended on February 29, 2024 for a description of such Non-GAAP measures and a reconciliation of such Non-GAAP measures to their most comparable GAAP measure.

## PART II

**Item 5. Market for Registrant's Common Equity, Related Stockholder Matters and Issuer Purchases of Equity Securities**

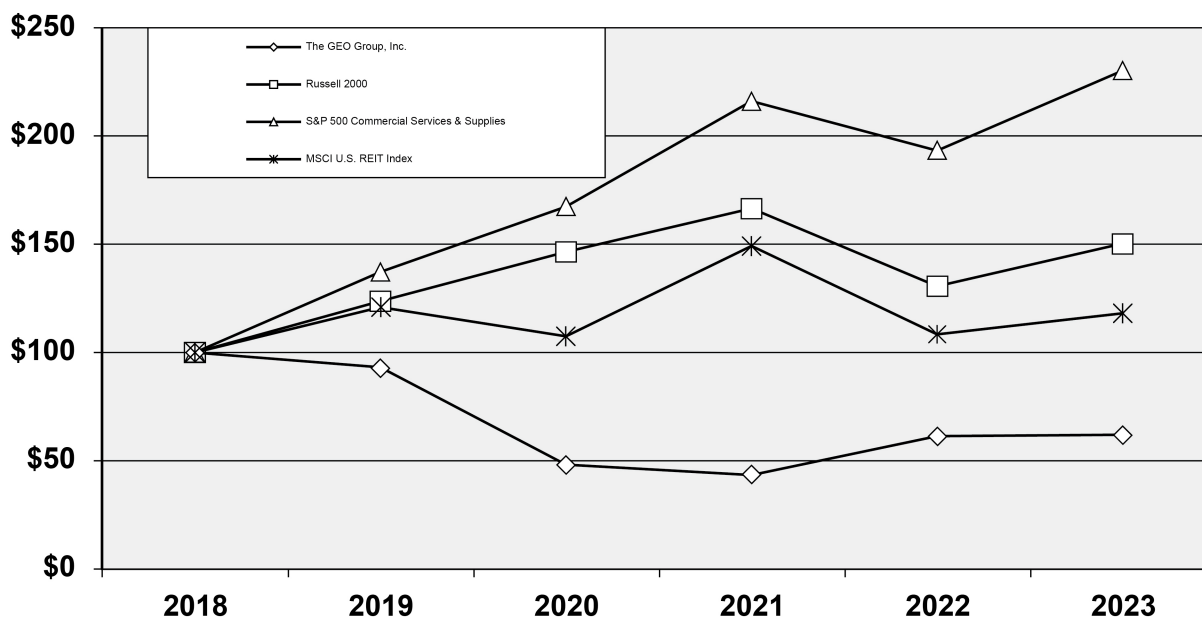
Our common stock trades on the New York Stock Exchange under the symbol "GEO." As of February 21, 2024, we had 492 shareholders of record. Shareholders of record does not include shareholders who own shares held in "street name."

As discussed above, on December 2, 2021, GEO's Board unanimously approved a plan to terminate our REIT status and become a taxable C Corporation, effective for the year ended December 31, 2021. In connection with terminating GEO's REIT status, the Board also voted unanimously to discontinue our quarterly dividend payments and prioritize allocating GEO's free cash flow to reduce debt. While we do not currently anticipate paying cash dividends, once we achieve our stated debt and leverage reduction goals, we expect to explore options to return capital to our shareholders, which may include the payment of dividends.

**Performance Graph**

The following performance graph compares the performance of our common stock to the Russell 2000, the S&P 500 Commercial Services and Supplies Index, and the MSCI U.S. REIT Index and is provided in accordance with Item 201(e) of Regulation S-K.

**Comparison of Five-Year Cumulative Total Return\***  
**The GEO Group, Inc., Russell 2000,**  
**S&P 500 Commercial Services and Supplies Index**  
**and MSCI U.S. REIT Index**  
**(Performance through December 31, 2023)**



	The GEO Group, Inc.	Russell 2000	S&P 500 Commercial Services & Supplies	MSCI U.S. REIT Index
December 31, 2018	\$ 100.00	\$ 100.00	\$ 100.00	\$ 100.00
December 31, 2019	\$ 93.20	\$ 123.72	\$ 137.19	\$ 120.94
December 31, 2020	\$ 48.28	\$ 146.44	\$ 167.32	\$ 107.50
December 31, 2021	\$ 43.48	\$ 166.50	\$ 216.00	\$ 149.18
December 31, 2022	\$ 61.44	\$ 130.60	\$ 193.17	\$ 108.40
December 31, 2023	\$ 62.07	\$ 150.31	\$ 230.11	\$ 118.12

Assumes \$100 invested on December 31, 2018 in our common stock and the respective Index.

\* Total return assumes reinvestment of dividends.



**Item 6.** *[Reserved]*

## Item 7. *Management’s Discussion and Analysis of Financial Condition and Results of Operations*

### Introduction

The following discussion and analysis provides information which management believes is relevant to an assessment and understanding of our consolidated results of operations and financial condition. This discussion contains forward-looking statements that involve risks and uncertainties. Our actual results may differ materially from those anticipated in these forward-looking statements as a result of numerous factors including, but not limited to, those described above under “Item 1A. Risk Factors,” and “Forward-Looking Statements - Safe Harbor” below. The discussion should be read in conjunction with the consolidated financial statements and notes thereto.

This section of this Form 10-K generally discusses 2023 and 2022 items and year-to-year comparisons between 2023 and 2022. Discussions of 2021 items and year-to-year comparisons between 2022 and 2021 that are not included in this Form 10-K can be found in “Management’s Discussion and Analysis of Financial Condition and Results of Operations” in Part II, Item 7 of the Company’s Annual Report on Form 10-K for the fiscal year ended December 31, 2022 and are incorporated herein by reference.

We specialize in the ownership, leasing and management of secure, reentry facilities and processing centers and the provision of community-based services in the United States, Australia and South Africa. We own, lease and operate a broad range of secure facilities including maximum, medium and minimum-security facilities, processing centers, and community-based reentry facilities. We offer counseling, education and/or treatment for alcohol and drug abuse problems at most of the domestic facilities we manage. We are also a provider of innovative compliance technologies, industry-leading monitoring services, and evidence-based supervision and treatment programs for community-based parolees, probationers and pretrial defendants. Additionally, we have a contract with ICE to provide supervision and reporting services designed to improve the participation of non-detained aliens in the immigration court system. We develop new facilities based on contract awards, using our project development expertise and experience to design, construct and finance what we believe are state-of-the-art facilities that maximize security and efficiency. We also provide secure transportation services for offender and detainee populations as contracted domestically and in the United Kingdom through our joint venture GEOAmev.

As of December 31, 2023, our worldwide operations included the management and/or ownership of approximately 81,000 beds at 100 correctional, detention and reentry facilities, including idle facilities, and also included the provision of servicing individuals in a community-based environment on behalf of federal, state and local correctional agencies located throughout the country.

For each of the years ended December 31, 2023 and 2022, we had consolidated revenues of \$2.4 billion and we maintained an average company-wide facility occupancy rate of 85.5% including 69,834 active beds and excluding 11,421 idle beds for the year ended December 31, 2023, and 84.6% including 69,418 active beds and excluding 13,061 idle beds for the year ended December 31, 2022.

### *REIT Election*

On December 2, 2021, we announced that our Board unanimously approved a plan to terminate our REIT election and become a taxable C Corporation, effective for the year ended December 31, 2021. As a result, we are no longer required to operate under REIT rules, including the requirement to distribute at least 90% of REIT taxable income to our stockholders, which provides us with greater flexibility to use our free cash flow. Effective January 1, 2021, we are subject to federal and state income taxes on our taxable income at applicable tax rates, and are no longer entitled to a tax deduction for dividends paid. We operated as a REIT for the 2020 tax year, and existing REIT requirements and limitations remained in place until December 31, 2020. The Board also voted unanimously to discontinue our quarterly dividend payment and prioritize allocating our free cash flow to reduce debt.

### Critical Accounting Policies and Estimates

The consolidated financial statements in this report are prepared in conformity with U.S. generally accepted accounting principles, or GAAP. As such, we are required to make certain estimates, judgments, and assumptions that we believe are reasonable based upon the information available. These estimates and assumptions affect the reported amounts of assets and liabilities at the date of the consolidated financial statements and the reported amounts of revenue and expenses during the reporting period. A summary of our significant accounting policies is described in Note 1 – Summary of Business Organization, Operations and Significant Accounting Policies of the notes to the audited consolidated financial statements contained Part II, Item 8 of this Annual Report on Form 10-K. The significant accounting policies and estimates which we believe are the most critical to aid in fully understanding and evaluating our reported financial results include the following:

**Asset Impairments**

The following table summarizes the Company's idled facilities as of December 31, 2023 and their respective carrying values, excluding equipment and other assets that can be easily transferred to other facilities.

Facility	Year Idled	Secure Services Design Capacity	Reentry Services Design Capacity	Secure Services	Reentry Services	Total
				Net Carrying Value	Net Carrying Value	Net Carrying Value
				December 31, 2023	December 31, 2023	December 31, 2023
D. Ray James Correctional Facility	2021	1,900	-	49,743	-	49,743
Northlake Correctional Facility	2022	1,800	-	73,937	-	73,937
Rivers Correctional Facility	2021	1,450	-	36,234	-	36,234
Big Spring Correctional Facility	2021	1,732	-	30,186	-	30,186
Flightline Correctional Facility	2021	1,800	-	33,203	-	33,203
McFarland Female Community Reentry Facility	2020	300	-	10,360	-	10,360
Cheyenne Mountain Recovery Center [1]	2020	750	-	17,566	-	17,566
Hector Garza Center	2020	-	139	-	4,469	4,469
Delaney Hall	2023	-	1,200	-	25,368	25,368
Coleman Hall	2017	-	350	-	7,368	7,368
<b>Total</b>		<b>9,732</b>	<b>1,689</b>	<b>\$ 251,229</b>	<b>\$ 37,205</b>	<b>\$ 288,434</b>

[1] This facility is under a contract that is yet to be activated.

We review long-lived assets to be held and used for impairment whenever events or changes in circumstances indicate that the carrying amount of such assets may not be fully recoverable. Events that would trigger an impairment assessment include deterioration of profits for a business segment that has long-lived assets, or when other changes occur that might impair recovery of long-lived assets such as the termination of a management contract or a prolonged decrease in population. If impairment indicators are present, we perform a recoverability test to determine whether or not an impairment loss should be measured.

We test idle facilities for impairment upon notification that the facilities will no longer be utilized by the customer. If a long-lived asset is part of a group that includes other assets, the unit of accounting for the long-lived asset is its group. Generally, we group assets by facility for the purpose of considering whether any impairment exists. The estimates of recoverability are based on projected undiscounted cash flows associated with actual marketing efforts where available or, in other instances, projected undiscounted cash flows that are comparable to historical cash flows from management contracts achieved in the past at that facility or at similar facilities and probability weighted cash flows. Our probability weighted cash flows include adjustments to projected cash flows compared to the historical cash flows due to current business conditions which impact per diem rates as well as labor and other operating costs, changes related to facility mission due to changes in prospective clients, and changes in projected capacity and occupancy rates. We perform the impairment analysis on an annual basis for each of the idle facilities, or more frequently if needed, and take into consideration updates each quarter for market developments affecting the potential utilization of each of the facilities in order to identify events that may cause the Company to reconsider the most recent assumptions. Such events could include negotiations with a prospective customer for the utilization of an idle facility at terms significantly less favorable than the terms used in our most recent impairment analysis, or changes in legislation surrounding a particular facility that could impact our ability to house certain types of individuals at such facility. Further, a substantial increase in the number of available beds at other facilities we own, or in the marketplace, could lead to deterioration in market conditions and projected cash flows. Although they are not frequently received, an unsolicited offer to purchase any of our idle facilities, at amounts that are less than their carrying value could also cause us to reconsider the assumptions used in the most recent impairment analysis. We have identified marketing prospects to utilize each of the remaining currently idled facilities and have determined that no current impairment exists. We also received valuations from a third party on certain facilities. However, we can provide no assurance that we will be able to secure management contracts to utilize our idle facilities, or that we will not incur impairment charges in the future. In all cases, the undiscounted cash flows in our analysis as of December 31, 2023, exceeded the carrying amounts of each facility, therefore no impairment charges were recorded.

**Reserves for Insurance Losses**

The nature of our business exposes us to various types of third-party legal claims, including, but not limited to, civil rights claims relating to conditions of confinement and/or mistreatment, sexual misconduct claims brought by individuals within our care, medical malpractice claims, product liability claims, intellectual property infringement claims, claims relating to employment matters (including, but not limited to, employment discrimination claims, union grievances and wage and hour claims), property loss claims, environmental claims, automobile liability claims, contractual claims and claims for personal injury or other damages resulting from contact with our facilities, programs,

electronic monitoring products, personnel or individuals within our care, including damages arising from the escape of an individual in our care or from a disturbance or riot at a facility. In addition, our management contracts generally require us to indemnify the governmental agency against any damages to which the governmental agency may be subject in connection with such claims or litigation. We maintain a broad program of insurance coverage for these general types of claims, except for claims relating to employment matters, for which we carry no insurance. There can be no assurance that our insurance coverage will be adequate to cover all claims to which we may be exposed. It is our general practice to bring merged or acquired companies into our corporate master policies in order to take advantage of certain economies of scale.

On October 1, 2021, GEO formed a wholly owned captive insurance subsidiary, Florina Insurance Company, Inc. (“Florina”), to enhance our risk financing strategies. Florina is incorporated in the state of Vermont and is licensed and regulated by the state of Vermont, including with respect to its insurance programs, levels of liquidity and other requirements. GEO began procuring insurance policies to cover deductibles for workers’ compensation, general liability, automobile liability, medical professional liability and directors’ and officers’ liability as well as procuring insurance policies for its excess liability and excess medical professional liability through Florina effective October 1, 2021. Florina holds cash and investments in order to meet solvency requirements and meet financial obligations as presented, including an investment portfolio of marketable fixed income and equity securities.

We currently maintain a general liability policy and excess liability policies with total limits of \$75.0 million per occurrence and \$95.0 million total general liability annual aggregate limits covering the operations of U.S. Secure Services, Reentry Services and Electronic Monitoring and Supervision Services. We have an occurrence based liability insurance program with a specific loss limit of \$40.0 million per occurrence and in the aggregate related to medical professional liability claims arising out of correctional healthcare services. We are uninsured for any claims in excess of these limits. We also maintain insurance to cover property and other casualty risks including, workers’ compensation, environmental liability, cybersecurity liability and automobile liability.

For most casualty insurance policies, we carry substantial deductibles or self-insured retentions of \$4.0 million per occurrence for general liability and \$5.0 million per occurrence for medical professional liability, \$2.0 million per occurrence for workers’ compensation, \$2.5 million per occurrence for directors’ and officers’ liability and \$1.0 million per occurrence for automobile liability. In addition, certain of our facilities located in Florida and other high-risk hurricane areas carry substantial windstorm deductibles. Since hurricanes are considered unpredictable future events, no reserves have been established to pre-fund for potential windstorm damage. Limited commercial availability of certain types of insurance relating to windstorm exposure in coastal areas and earthquake exposure mainly in California and the Pacific Northwest may prevent us from insuring some of our facilities to full replacement value.

With respect to operations in South Africa and Australia, we utilize a combination of locally-procured insurance and global policies to meet contractual insurance requirements and protect us.

Of the insurance policies discussed above, our most significant insurance reserves relate to workers’ compensation, general liability and auto claims. These reserves, which include Florina’s reserves and GEO’s legacy reserves and administrative costs for the plans, are undiscounted and were \$65.6 million and \$79.0 million as of December 31, 2023 and 2022, respectively, and are included in Accrued Expenses in the accompanying Consolidated Balance Sheets. We use statistical and actuarial methods to estimate amounts for claims that have been reported but not paid and claims incurred but not reported. In applying these methods and assessing their results, we consider such factors as historical frequency and severity of claims at each of our facilities, claim development, payment patterns and changes in the nature of our business, among other factors. Such factors are analyzed for each of our business segments. Our estimates may be impacted by such factors as increases in the market price for medical services and unpredictability of the size of jury awards. We also may experience variability between our estimates and the actual settlement due to limitations inherent in the estimation process, including our ability to estimate costs of processing and settling claims in a timely manner as well as our ability to accurately estimate our exposure at the onset of a claim. Because we have high deductible insurance policies, the amount of our insurance expense is dependent on our ability to control our claims experience. If actual losses related to insurance claims significantly differ from our estimates, our financial condition, results of operations and cash flows could be materially adversely impacted.

### ***Goodwill and Other Intangible Assets, Net***

#### ***Goodwill***

We have recorded goodwill as a result of our business combinations. Goodwill is recorded as the difference, if any, between the aggregate consideration paid for an acquisition and the fair value of the net tangible assets and other intangible assets acquired. Our goodwill is not amortized and is tested for impairment annually on the first day of the fourth quarter, and whenever events or circumstances arise that indicate impairment may have occurred. Impairment testing is performed for all reporting units that contain goodwill. The reporting units are

the same as the reportable segments for U.S. Secure Services, Electronic Monitoring and Supervision Services, Reentry Services and International Services.

Under provisions of the qualitative analysis, when testing goodwill for impairment, we first assess qualitative factors to determine whether the existence of events or circumstances leads to a determination that it is more likely than not that the fair value of a reporting unit is less than its carrying amount. If, after assessing the totality of events or circumstances, we determine it is more likely than not that the fair value of a reporting unit is less than its carrying amount, we perform a quantitative impairment test to identify goodwill impairment and measure the amount of goodwill impairment loss to be recognized, if any. We will also perform a quantitative test if it has been several years since the last one. The qualitative factors used by GEO's management to determine the likelihood that the fair value of the reporting unit is less than the carrying amount include, among other things, a review of overall economic conditions and their current and future impact on our existing business, our financial performance and stock price, industry outlook and market competition. With respect to the qualitative assessments, management determined that, as of October 1, 2023, it was more likely than not that the fair values of the reporting units exceeded their carrying values. We performed a quantitative analysis for our Electronic Monitoring and Supervision Services reporting unit using a third-party valuation firm to determine the estimated fair value of the reporting unit using a discounted cash flow model. A discount rate of 11.5% was utilized to adjust the cash flow forecasts based on management's estimate of a market participant's weighted-average cost of capital. Growth rates for sales and profits were determined using inputs from our long-term planning process. We also made estimates for discount rates and other factors based on market conditions, historical experience and other economic factors. Changes in these factors could significantly impact the fair value of the reporting unit. With respect to the Electronic Monitoring and Supervision Services reporting unit that was assessed quantitatively, management determined that the fair value exceeded its carrying amount by a significant amount. A change in one or combination of the assumptions discussed above could have impacted the estimated fair value of the reporting unit. If our expectations of future results and cash flows decrease significantly or other economic conditions deteriorate, goodwill may be further impaired. No impairment charges were recorded for the year ended December 31, 2023, 2022 or 2021.

#### ***Other Intangible Assets, Net***

We have also recorded other finite and indefinite lived intangible assets as a result of previously completed business combinations. Other acquired finite and indefinite lived intangible assets are recognized separately if the benefit of the intangible asset is obtained through contractual or other legal rights, or if the intangible asset can be sold, transferred, licensed, rented or exchanged, regardless of our intent to do so. Our intangible assets include facility management contracts, trade names and technology. The facility management contracts represent customer relationships in the form of management contracts acquired at the time of each business combination; the value of BI's and Protocol Criminal Justice, Inc.'s ("Protocol") trade names represent, among other intangible benefits, name recognition to its customers and intellectual property rights; and the acquired technology represented BI's innovation with respect to its GPS tracking, monitoring, radio frequency monitoring, voice verification monitoring and alcohol compliance systems which became fully amortized as of December 31, 2023. When establishing useful lives, we consider the period and the pattern in which the economic benefits of the intangible asset are consumed or otherwise used up; or, if that pattern cannot be reliably determined, using a straight-line amortization method over a period that may be shorter than the ultimate life of such intangible asset. We also consider the impact of renewal terms when establishing useful lives. We currently amortize our acquired facility management contracts over periods ranging from three to twenty-one years and its acquired technology over seven years to eight years. There is no residual value associated with our finite-lived intangible assets. We review our trade name assets for impairment whenever events or changes in circumstances indicate that the carrying amount of such assets may not be fully recoverable. We do not amortize its indefinite lived intangible assets. We review our indefinite lived intangible assets annually or more frequently if events or changes in circumstances indicate that the asset might be impaired. The qualitative factors used by GEO's management to determine the likelihood that the fair value of the reporting unit is less than the carrying amount include, among other things, a review of overall economic conditions and their current and future impact on our existing business, our financial performance and stock price, industry outlook and market competition. These reviews resulted in no significant impairment to the carrying value of the indefinite lived intangible assets for all periods presented. We record the costs associated with renewal and extension of facility management contracts as expenses in the period they are incurred.

#### ***Fair Value Measurements***

We define fair value as the price that would be received to sell an asset or paid to transfer a liability in an orderly transaction between market participants at the measurement date ("exit price"). We carry certain of our assets and liabilities at fair value, measured on a recurring basis, in the accompanying Consolidated Balance Sheets. We also have certain assets and liabilities which are not carried at fair value in our accompanying Consolidated Balance Sheets and disclose the fair value measurements compared to the carrying values as of each balance sheet date. We establish the fair value of our assets and liabilities using a fair value hierarchy that prioritizes the inputs to valuation techniques used to measure fair value into three broad levels which distinguish between assumptions based on market data (observable inputs) and the Company's assumptions (unobservable inputs). The level in the fair value hierarchy within which the respective fair value measurement falls is determined based on the lowest level input that is significant to the measurement in its entirety. Level 1 inputs are quoted market prices in active markets for identical assets or liabilities. Level 2 inputs are other than quotable market prices included in Level 1 that are observable for the asset or liability either directly or indirectly through corroboration with observable market data. Level 3 inputs are unobservable inputs for the assets or liabilities that reflect management's own assumptions about the assumptions market participants would use in pricing the asset or

liability. We recognize transfers between Levels 1, 2 and 3 as of the actual date of the event or change in circumstances that cause the transfer. We utilized a third-party valuation firm to assist with the estimation of the fair values on the date of issuance for our new debt instruments issued in 2022. The fair value of each new debt instrument on the date of issuance was estimated using a Black-Derman-Toy ("BDT") lattice model which used Level 3 inputs. At December 31, 2023 and 2022, the value was based on observable Level 2 inputs. Refer to Note 9 - Fair Value of Assets and Liabilities and Note 11 - Debt of the notes to the audited consolidated financial statements contained Part II, Item 8 of this Annual Report on Form 10-K.

## Recent Accounting Pronouncements

### The following accounting standards will be adopted in future periods:

In November 2023, the Financial Accounting Standards Board ("FASB") issued ASU No. 2023-07, Improvements to Reportable Segment Disclosures (Topic 280). This ASU updates reportable segment disclosure requirements by requiring disclosures of significant reportable segment expenses that are regularly provided to the Chief Operating Decision Maker ("CODM") and included within each reported measure of a segment's profit or loss. This ASU also requires disclosure of the title and position of the individual identified as the CODM and an explanation of how the CODM uses the reported measures of a segment's profit or loss in assessing segment performance and deciding how to allocate resources. The ASU is effective for annual periods beginning after December 15, 2023, and interim periods within fiscal years beginning after December 15, 2024. Adoption of the ASU should be applied retrospectively to all prior periods presented in the financial statements. Early adoption is also permitted. This ASU will likely result in us including the additional required disclosures when adopted. We are currently evaluating the provisions of this ASU and expect to adopt them for the year ending December 31, 2024.

In December 2023, the FASB issued ASU No. 2023-09, Improvements to Income Tax Disclosures (Topic 740). The ASU requires disaggregated information about a reporting entity's effective tax rate reconciliation as well as additional information on income taxes paid. The ASU is effective on a prospective basis for annual periods beginning after December 15, 2024. Early adoption is also permitted for annual financial statements that have not yet been issued or made available for issuance. This ASU will result in the required additional disclosures being included in our consolidated financial statements, once adopted. We are currently evaluating the provisions of this ASU and expect to adopt them for the year ending December 31, 2025.

Other recent accounting pronouncements issued by the FASB (including its Emerging Issues Task Force), the American Institute of Certified Public Accountants and the SEC did not, or are not expected to, have a material effect on our results of operations or financial position.

## Results of Operations

The following discussion should be read in conjunction with our consolidated financial statements and the notes to the consolidated financial statements accompanying this report. This discussion contains forward-looking statements that involve risks and uncertainties. Our actual results may differ materially from those anticipated in the forward-looking statements as a result of certain factors, including, but not limited to, those described under "Item 1A. Risk Factors" and those included in other portions of this report.

### 2023 versus 2022

#### Revenues

	2023	% of Revenue	2022	% of Revenue	\$ Change	% Change
	(Dollars in thousands)					
<b>U.S. Secure Services</b>	\$1,518,292	62.9%	\$1,437,831	60.5%	\$ 80,461	5.6%
<b>Electronic Monitoring and Supervision Services</b>	425,879	17.6%	496,268	20.9%	(70,389)	(14.2)%
<b>Reentry Services</b>	275,102	11.4%	255,428	10.7%	19,674	7.7%
<b>International Services</b>	193,894	8.1%	187,200	7.9%	6,694	3.6%
<b>Total</b>	<u>\$2,413,167</u>	<u>100.1%</u>	<u>\$2,376,727</u>	<u>100.0%</u>	<u>\$ 36,440</u>	<u>1.5%</u>

#### U.S. Secure Services

Revenues for U.S. Secure Services increased by \$80.5 million in 2023 compared to 2022 primarily due to aggregate increases of \$23.1 million due to the activation of new transportation contracts as well as our lease with the Oklahoma Department of Corrections for our

previously idled company-owned Great Plains Correctional Facility which commenced May 1, 2023. In addition, we experienced aggregate net increases in rates and/or per diem amounts in connection with contract modifications, transportation services and increased occupancies of \$96.7 million. These increases were partially offset by aggregate decreases of \$39.3 million primarily due to the ramp-down/deactivation of our company-owned North Lake Correctional Facility and our managed-only George W. Hill Correctional Facility.

The number of compensated mandays in U.S. Secure Services facilities was approximately 16.7 million in 2023 and 17.5 million in 2022. We experienced an aggregate net decrease of approximately 800,000 mandays as a result of contract terminations, partially offset by contract activations and increases in occupancies discussed above. We look at the average occupancy in our facilities to determine how we are managing our available beds. The average occupancy is calculated by taking compensated mandays as a percentage of capacity. The average occupancy in our U.S. Secure Services facilities was 85.9% and 87.8% of capacity in 2023 and 2022, respectively, excluding idle facilities.

#### *Electronic Monitoring and Supervision Services*

Revenues for Electronic Monitoring and Supervision Services decreased by \$70.4 million in 2023 compared to 2022 primarily due to decreases in average participant counts under the Intensive Supervision and Appearance Program ("ISAP").

#### *Reentry Services*

Revenues for Reentry Services increased by \$19.7 million in 2023 compared to 2022 primarily due to increases of \$8.2 million due to new day reporting center contracts. We also experienced a net aggregate increase of \$17.8 million primarily related to increased census levels at certain of our community-based and reentry centers due to increased programming needs and referrals. Partially offsetting these increases were decreases of \$6.3 million due to contract terminations.

#### *International Services*

Revenues for International Services increased by \$6.7 million in 2023 compared to 2022 primarily due to a net increase of \$16.8 million due to increased populations at our Australian subsidiary and our new health care contract in Australia. Partially offsetting this increase was a decrease due to foreign exchange rate fluctuations of \$10.1 million.

### Operating Expenses

	2023	% of Segment Revenues	2022	% of Segment Revenues	\$ Change	% Change
	(Dollars in thousands)					
<b>U.S. Secure Services</b>	\$1,169,386	77.0%	\$1,076,413	74.9%	\$ 92,973	8.6%
<b>Electronic Monitoring and Supervision Services</b>	184,923	43.4%	226,236	45.6%	(41,313)	(18.3)%
<b>Reentry Services</b>	209,779	76.3%	194,089	76.0%	15,690	8.1%
<b>International Services</b>	180,140	92.9%	166,147	88.8%	13,993	8.4%
<b>Total</b>	<u>\$1,744,228</u>		<u>\$1,662,885</u>		<u>\$ 81,343</u>	4.9%

Operating expenses consist of those expenses incurred in the operation and management of our U.S. Secure Services, Electronic Monitoring and Supervision Services, Reentry Services and International Services segments.

#### *U.S. Secure Services*

Operating expenses for U.S. Secure Services increased by \$93.0 million in 2023 compared to 2022 primarily due to aggregate net increases in connection with labor and medical costs, transportation services, impact of certain operating tax assessments, increased occupancies and the variable costs associated with those services of \$105.5 million. We also experienced an increase of \$13.5 million related to new transportation contracts. Partially offsetting these increases were decreases of \$26.0 million related to the ramp-down/deactivations of our company-owned North Lake Correctional Facility and our managed-only George W. Hill Correctional Facility. Operating expenses as a percentage of revenue have increased due to increased labor and medical costs and increased variable costs associated with population increases for several of our minimum guarantee contracts.

#### *Electronic Monitoring and Supervision Services*

Operating expenses for Electronic Monitoring and Supervision Services decreased by \$41.3 million in 2023 compared to 2022 primarily due to decreases in variable costs related to decreases in average participant counts under ISAP. Operating expenses as a percentage of revenues decreased due to favorable cost trends.

*Reentry Services*

Operating expenses for Reentry Services increased by \$15.7 million during 2023 compared to 2022 primarily due to an aggregate net increase of \$13.4 million related to increased census levels at certain of our community-based and reentry centers due to increased programming needs and referrals and the associated variable costs. We also experienced an increase of \$9.1 million due to the new day reporting center contracts. Partially offsetting these increases was a decrease of \$6.8 million due to contract terminations.

*International Services*

Operating expenses for International Services increased by \$14.0 million in 2023 compared to 2022 primarily due to a net increase of approximately \$23.6 million primarily due to increases in populations at our Australian subsidiary and expenses associated with our new health care contract in Australia. Partially offsetting this increase was a decrease related to foreign exchange rate fluctuations of \$9.6 million.

**Depreciation and Amortization**

	2023	% of Segment Revenue	2022	% of Segment Revenue	\$ Change	% Change
	(Dollars in thousands)					
<b>U.S. Secure Services</b>	\$ 78,917	5.2%	\$ 80,600	5.6%	\$ (1,683)	(2.1)%
<b>Electronic Monitoring and Supervision Services</b>	28,053	6.6%	31,838	6.4%	(3,785)	(11.9)%
<b>Reentry Services</b>	16,588	6.0%	18,416	7.2%	(1,828)	(9.9)%
<b>International Services</b>	2,226	1.1%	2,071	1.1%	155	7.5%
<b>Total</b>	<u>\$ 125,784</u>	5.2%	<u>\$ 132,925</u>	5.6%	<u>\$ (7,141)</u>	(5.4)%

*U.S. Secure Services*

U.S. Secure Services depreciation and amortization expense decreased in 2023 compared to 2022 primarily due to decreases related to certain assets becoming fully depreciated and/or amortized as well as certain asset dispositions at our company-owned facilities.

*Electronic Monitoring and Supervision Services*

Depreciation and amortization expense decreased in 2023 compared to 2022 primarily due to certain assets becoming fully depreciated and/or amortized as well as the closing of certain ISAP locations.

*Reentry Services*

Reentry Services depreciation and amortization expense decreased in 2023 compared to 2022 primarily due to certain asset dispositions at our company-owned centers.

*International Services*

Depreciation and amortization expense increased slightly in 2023 compared to 2022 primarily due to foreign exchange rate fluctuations.

**Other Unallocated Operating Expenses**

	2023	% of Revenue	2022	% of Revenue	\$ Change	% Change
	(Dollars in thousands)					
<b>General and Administrative Expenses</b>	\$ 190,766	7.9%	\$ 196,972	8.3%	\$ (6,206)	(3.2)%



General and administrative expenses comprise substantially all of our other unallocated operating expenses which primarily includes corporate management salaries and benefits, professional fees and other administrative expenses. General and administrative expenses decreased in 2023 compared to 2022 by \$6.2 million primarily due to decreases in professional fees, insurance and other administrative expenses.

## Non-Operating Income and Expense

### Interest Income and Interest Expense

	2023	% of Revenue	2022	% of Revenue	\$ Change	% Change
	(Dollars in thousands)					
<b>Interest Income</b>	\$ 7,792	0.3%	\$ 15,988	0.7%	\$ (8,196)	(51.3)%
<b>Interest Expense</b>	\$ 218,292	9.0%	\$ 164,550	6.9%	\$ 53,742	32.7%

Interest income decreased in 2023 compared to 2022 primarily due to the effect of foreign exchange rate fluctuations as well as the sale of our contract receivable related to our Ravenhall facility in Australia in September 2022. Refer to Note 16 Commitments, Contingencies and Other Matters of the Notes to the audited consolidated financial statements included in Part II, Item 8 of this Annual Report on Form 10-K for further discussion.

On August 19, 2022, we completed an exchange offer to exchange certain of our outstanding 5.125% Senior Notes due 2023, 5.875% Senior Notes due 2024, 6.00% Senior Notes due 2026 and certain revolving credit loans and term loans under our senior secured credit facility into newly issued Senior Second Lien Secured Notes and a new Exchange Credit Agreement. Interest expense increased in 2023 compared to 2022 primarily due to higher interest rates on the new debt instruments as well as the net amortization of deferred issuance costs and discounts/premiums related to the transaction. Additionally, SOFR/LIBOR rates have increased in 2023 compared to 2022. Refer to Note 11 - Debt of the Notes to the audited consolidated financial statements included in Part II, Item 8 of this Annual Report on Form 10-K for further discussion.

### Loss on Extinguishment of Debt

	2023	% of Revenue	2022	% of Revenue	\$ Change	% Change
	(Dollars in thousands)					
<b>Loss on Extinguishment of Debt</b>	\$ 8,532	0.4%	\$ 37,895	1.6%	\$ (29,363)	(77.5)%

On December 14, 2023, we entered into and closed on the Refinancing Revolving Credit Commitments Amendment to its Credit Agreement dated as of August 19, 2022 (the "Credit Agreement"). The amendment refinanced all of our outstanding revolving credit facility commitments under the Credit Agreement and under GEO's Third Amended and Restated Credit Agreement, dated as of March 23, 2017, as subsequently amended. We wrote-off approximately \$4.2 million in existing deferred loan costs to loss on extinguishment of debt as a result of the transaction. We also made a mandatory quarterly prepayments in 2023 on our Tranche 1 and Tranche 2 loans under our exchange credit agreement. In connection with the prepayments, we wrote off a proportionate amount of related deferred loan costs and discount/premium of approximately \$4.3 million.

During 2022, we completed an exchange offer to exchange certain of our outstanding 5.125% Senior Notes due 2023, 5.875% Senior Notes due 2024, 6.00% Senior Notes due 2026 and certain revolving credit loans and term loans under our senior secured credit facility into newly issued Senior Second Lien Secured Notes and a new credit facility. As a result of the transactions, we recorded a net loss on extinguishment of debt of \$37.9 million, net of the write-off of associated unamortized deferred loan costs.

Refer to Note 11- Debt of the Notes to the audited consolidated financial statements included in Part II, Item 8 of this Annual Report on Form 10-K.

### Net Gain on Disposition of Assets

	2023	% of Revenue	2022	% of Revenue	\$ Change	% Change
	(Dollars in thousands)					
<b>Net Gain on Disposition of Assets</b>	\$ 4,691	0.2%	\$ 32,332	1.4%	\$ (27,641)	(85.5)%

We experienced a net gain on disposition of assets in 2023 primarily due to the sale of vacant land located in South Dallas County, Texas, vacant land located in Colorado and the sale of our company-owned 900-bed Albert Bo Robinson Assessment and Treatment Center.

During 2022, we sold our equity investment interest in the government-owned Ravenhall Correctional Centre project in Australia for approximately \$84 million in gross proceeds, pre-tax to an unrelated third party. As a result of the transaction, we recorded a gain of approximately \$29.3 million. Refer to Note 16 - Commitments, Contingencies and Other Matters of the Notes to the audited consolidated financial statements included in Part II, Item 8 of this Annual Report on Form 10-K. The net gain in 2022 also includes the sale of our Perry County Correctional Facility located in Alabama.

### Provision for Income Taxes

	2023	Effective Rate	2022	Effective Rate	\$ Change	% Change
	(Dollars in thousands)					
<b>Provision for Income Taxes</b>	\$ 35,399	25.6%	\$ 62,899	27.4%	\$ (27,500)	(43.7)%

The provision for income taxes in 2023 decreased compared to 2022 along with the effective tax rate. In 2023 and 2022, there was a \$3.8 million and \$1.4 million net discrete tax benefit, respectively. Included in the provision for income taxes in 2023 and 2022 were a \$1.0 million and \$2.1 million discrete tax expense related to stock compensation that vested during the respective periods. We estimate our 2024 annual effective tax rate to be in the range of approximately 28% to 30%, exclusive of any discrete items.

### Equity in Earnings of Affiliates

	2023	% of Revenue	2022	% of Revenue	\$ Change	% Change
	(Dollars in thousands)					
<b>Equity in Earnings of Affiliates</b>	\$ 4,534	0.2%	\$ 4,771	0.2%	\$ (237)	(5.0)%

Equity in earnings of affiliates, presented net of income taxes, represents the earnings of SACS and GEOAmeY in the aggregate. Equity in earnings of affiliates in 2023 compared to 2022 decreased primarily due to unfavorable performance at SACS.

### Financial Condition

#### Capital Requirements

Our current cash requirements consist of amounts needed for working capital, debt service, supply purchases, investments in joint ventures, and capital expenditures related to either the development of new secure, processing and reentry facilities, or the maintenance of existing facilities. In addition, some of our management contracts require us to make substantial initial expenditures of cash in connection with opening or renovating a facility. Generally, these initial expenditures are subsequently fully or partially recoverable as pass-through costs or are billable as a component of the per diem rates or monthly fixed fees to the contracting agency over the original term of the contract. Additional capital needs may also arise in the future with respect to possible acquisitions, other corporate transactions or other corporate purposes.

As of December 31, 2023, we were developing a number of contractually committed projects that we estimate will cost approximately \$61.3 million, of which \$49.0 million was spent through December 31, 2023. We estimate our remaining contractually committed capital requirements to be approximately \$12.3 million. These projects are expected to be completed through 2024.

We plan to fund all of our capital needs, including capital expenditures, from cash on hand, cash from operations, borrowings under our Exchange Credit Agreement and any other financings which our management and Board, in their discretion, may consummate. Currently, our primary source of liquidity to meet these requirements is cash flow from operations and borrowings under our Exchange Credit Agreement. We completed our annual budgeting process, and for 2024, we will continue to strategically manage our capital expenditures to maintain both short and long term financial objectives. Additionally, we may from time to time pursue transactions for the potential sale of additional assets and businesses and/or other strategic transactions. Our management believes that cash on hand, cash flows from operations and availability under our Exchange Credit Agreement will be adequate to support our capital requirements for 2024 as disclosed under "Capital Requirements" above.

*Liquidity and Capital Resources****Redemption of Senior Notes due 2024***

On February 9, 2024, we delivered a notice of redemption for all of the remaining \$23.8 million in outstanding aggregate principal amount of our 5.875% Senior Notes due 2024. The redemption will occur on March 11, 2024 (the "Redemption Date"). The redemption price will be equal to \$1,000 per \$1,000 original principal amount, plus any accrued and unpaid interest up to, but excluding the Redemption Date. In February 2024 we deposited with the trustee the redemption price, using available cash on hand, and the indenture governing the 5.875% Senior Notes due 2024 has been satisfied and discharged.

***Refinancing Revolving Credit Commitments Amendment***

On December 14, 2023, we entered into and closed on the Refinancing Revolving Credit Commitments Amendment (the "Amendment") by and among each of GEO and GEO Corrections Holdings, Inc., as the Borrowers, the other loan parties named therein, the lender parties thereto and Alter Domus Products Corp., as administrative agent, to its Credit Agreement dated as of August 19, 2022 (the "Credit Agreement"). The Amendment refinanced all of GEO's outstanding revolving credit facility commitments under the Credit Agreement and under GEO's Third Amended and Restated Credit Agreement, dated as of March 23, 2017, as subsequently amended (the "Prior Credit Agreement").

The Amendment provides for approximately \$265 million in refinancing revolving credit commitments maturing on March 23, 2027. Prior to the Amendment, a portion of our revolving credit commitments matured on May 17, 2024, and the balance of our revolving credit commitments matured on March 23, 2027. The Amendment further provides that interest will accrue on outstanding revolving credit loans at a rate with a reference to GEO's total leverage ratio. Currently, revolving credit loans accruing interest at a SOFR based rate would accrue interest at the term SOFR rate for the applicable period plus 3.00% per annum. All other terms governing the refinancing revolving credit commitments remain substantially consistent with those governing the revolving credit commitments being refinanced.

***Exchange Offer***

On August 19, 2022, we completed an exchange offer to exchange certain of our outstanding 5.125% Senior Notes due 2023, 5.875% Senior Notes due 2024, 6.00% Senior Notes due 2026 and certain revolving credit loans and term loans under our senior secured credit facility into newly issued Senior Second Lien Secured Notes and a new Exchange Credit Agreement. As a result of the transactions, we recorded a net loss on extinguishment of debt of approximately \$37.9 million and incurred a total of approximately \$52.8 million of debt issuance fees which will be amortized over the terms of the respective agreements using the effective interest method. Refer to Note 11 - Debt of the Notes to the audited consolidated financial statements included in Part II, Item 8 of this Annual Report on Form 10-K.

Following the completed exchange offer in August 2022, S&P Global Ratings upgraded our issuer rating to B with a stable outlook. In September 2022, Moody's Investors Service upgraded our corporate family rating to B3 with a stable outlook. In October 2023 Moody's affirmed our B3 rating with a stable outlook. In January 2024 S&P affirmed our B rating with a stable outlook.

As of December 31, 2023, we had no borrowings under our revolver, and approximately \$75.8 million in letters of credit which left approximately \$189.2 million in additional borrowing capacity under the revolver. The weighted average interest rate on outstanding borrowings under the Credit Agreement as of December 31, 2023 was 12.35%.

***6.50% Exchangeable Senior Notes due 2026***

On February 24, 2021, our wholly-owned subsidiary, GEO Corrections Holdings, Inc. ("GEOCH"), completed a private offering of \$230 million aggregate principal amount of 6.50% exchangeable senior unsecured notes due 2026 (the "Convertible Notes"), which included the full exercise of the initial purchasers' over-allotment option to purchase an additional \$30 million aggregate principal amount of Convertible Notes. The Convertible Notes will mature on February 23, 2026, unless earlier repurchased or exchanged. The Convertible Notes bear interest at the rate of 6.50% per year plus an additional amount based on the dividends paid by GEO on its common stock. Interest on the notes is payable semi-annually in arrears on March 1 and September 1 of each year, beginning on September 1, 2021.

Subject to certain restrictions on share ownership and transfer, holders may exchange the notes at their option prior to the close of business on the business day immediately preceding November 25, 2025, but only under the following circumstances: (1) during the five consecutive business day period after any five consecutive trading day period, or the measurement period, in which the trading price per \$1,000 principal amount of notes for each trading day of such measurement period was less than 98% of the product of the last reported sale price of our common stock and the exchange rate for the notes on each such trading day; or (2) upon the occurrence of certain specified corporate events. On or after November 25, 2025, until the close of business on the second scheduled trading day immediately preceding the maturity

date of the notes, holders may exchange their notes at any time, regardless of the foregoing circumstances. Upon exchange of a note, we will pay or deliver, as the case may be, cash or a combination of cash and shares of our common stock. As of December 31, 2023, conditions had not been met to exchange the notes.

Upon conversion, we will pay or deliver, as the case may be, cash or a combination of cash and shares of common stock. The initial conversion rate is 108.4011 shares of common stock per \$1,000 principal amount of Convertible Notes (equivalent to an initial conversion price of approximately \$9.225 per share of common stock). The conversion rate will be subject to adjustment in certain events. If GEO or GEOCH undergoes a fundamental change, holders may require GEOCH to purchase the notes in whole or in part for cash at a fundamental change purchase price equal to 100% of the principal amount of the notes to be purchased, plus accrued and unpaid interest, if any, to, but excluding, the fundamental change purchase date.

We consider opportunities for future business and/or asset acquisitions or dispositions as we deem appropriate when market conditions present opportunities. If we are successful in our pursuit of any new projects, our cash on hand, cash flows from operations and borrowings under the new Exchange Credit Agreement may not provide sufficient liquidity to meet our capital needs and we could be forced to seek additional financing or refinance our existing indebtedness. There can be no assurance that any such financing or refinancing would be available to us on terms equal to or more favorable than our current financing terms, or at all. In the future, our access to capital and ability to compete for future capital-intensive projects will also be dependent upon, among other things, our ability to meet certain financial covenants in the indentures governing the second lien notes, the indenture governing the 5.875% Senior Notes due 2024, the indenture governing the 6.00% Senior Notes due 2026, the indenture governing our Convertible Notes and our Exchange Credit Agreement. A substantial decline in our financial performance could limit our access to capital pursuant to these covenants and have a material adverse effect on our liquidity and capital resources and, as a result, on our financial condition and results of operations. In addition to these foregoing potential constraints on our capital, a number of state government agencies have been suffering from budget deficits and liquidity issues. While we were in compliance with our debt covenants as of December 31, 2023, and we expect to continue to be in compliance with our debt covenants, if these constraints were to intensify, our liquidity could be materially adversely impacted as could our ability to remain in compliance with these debt covenants.

We may from time to time seek to purchase or retire our outstanding senior notes through repurchases, redemptions and/or exchanges for equity securities, in open market purchases, privately negotiated transactions or otherwise. Such repurchases, redemptions or exchanges, if any, will depend on prevailing market conditions, our liquidity requirements, contractual restrictions and other factors. The amounts involved may be material.

### ***Quarterly Dividends***

As previously discussed above, on December 2, 2021, GEO's Board unanimously approved a plan to terminate our REIT status and become a taxable C Corporation, effective for the year ended December 31, 2021. In connection with terminating the GEO's REIT status, the Board also voted unanimously to discontinue our quarterly dividend payments and prioritize allocating GEO's free cash flow to reduce debt.

### ***Automatic Shelf Registration on Form S-3***

On October 30, 2023, the Company filed an automatic shelf registration statement on Form S-3 with the Securities and Exchange Commission (the "SEC") that enables the Company to offer for sale, from time to time and as the capital markets permit, an unspecified amount of common stock, preferred stock, debt securities, guarantees of debt securities, warrants and units. The shelf registration statement became automatically effective upon filing and is valid for three years.

### ***Prospectus Supplement***

On December 28, 2023, in connection with the shelf registration, we filed with the SEC a prospectus supplement related to the offer and sale from time to time of our common stock at an aggregate offering price of up to \$300 million through sales agents. Sales of shares of our common stock under the prospectus supplement and equity distribution agreements entered into with the sales agents, if any, will be made in negotiated transactions or transactions that are deemed to be "at the market" offerings as defined in Rule 415 under the Securities Act of 1933. There were no shares of common stock sold under this prospectus supplement during the year ended December 31, 2023.

### ***Australia - Ravenhall***

In connection with a design and build project agreement with the State of Victoria, in September 2014, we entered into a syndicated

facility agreement (the "Construction Facility") to provide debt financing for construction of the project. The Construction Facility provided for non-recourse funding for the project. In September 2022, we sold our equity investment interest in the project to an unrelated third party. In connection with the sale, the non-recourse debt was transferred to the buyer and is no longer an outstanding obligation of GEO. Refer to Note 16 - Commitments, Contingencies and Other Matters of the Notes to the audited consolidated financial statements included in Part II, Item 8 of this Annual Report on Form 10-K.

### *Other*

We have entered into two identical Notes (as defined below) in the aggregate amount of \$44.3 million which are secured by loan agreements and mortgage and security agreements on certain real property and improvements. The terms of the Notes are through September 1, 2034 and bear interest at SOFR plus 205 basis points and are payable in monthly installments plus interest. We have entered into interest rate swap agreements to fix the interest rate to 4.22%. Included in the balance at December 31, 2023 is \$0.5 million of deferred loan costs incurred in the transaction. Refer to Note 6 – Derivative Financial Instruments in the notes to our consolidated financial statements included in Part II, Item 8 of this Annual Report on Form 10-K.

### *Guarantees*

The Company has entered into certain guarantees in connection with the design, financing and construction of certain facilities as well as loan, working capital and other obligation guarantees for our subsidiaries in Australia, South Africa and our joint ventures. Refer to Note 11 - Debt in the notes to our consolidated financial statements included in Part II, Item 8 of this Annual Report on Form 10-K.

### *Executive Retirement Agreement*

We have a non-qualified deferred compensation agreement with our Executive Chairmen and former Chief Executive Officer ("former CEO"). The agreement provides for a lump sum payment upon retirement, no sooner than age 55. As of December 31, 2023, our Executive Chairman had reached age 55 and was eligible to receive the payment upon retirement.

GEO and our Executive Chairman and former CEO, entered into on May 27, 2021, and effective July 1, 2021, an Amended and Restated Executive Retirement Agreement which replaced the prior February 26, 2020 agreement discussed below. Pursuant to the terms of the Amended and Restated Executive Retirement Agreement, upon the date that the Executive Chairman ceases to provide services to GEO, we will pay to the Executive Chairman an amount equal to \$3,600,000 (the "2021 Grandfathered Payment") which shall be paid in cash. The Grandfathered Payment shall be credited with interest at a rate of 5% compounded quarterly (the "Grandfathered Earnings Account"). Additionally, at the end of each calendar year provided that our Executive Chairman is still providing services to GEO pursuant to the Executive Chairman Employment Agreement, we will credit an amount equal to \$1,000,000 at the end of each calendar year (the "Employment Contributions Account"). The Employment Contributions Account will be credited with interest at the rate of 5% compounded quarterly. Upon the date that the Executive Chairman ceases to provide services to GEO, we will pay the Executive Chairman in one lump sum cash payment each of the 2021 Grandfathered Payment, the Grandfathered Earnings Account and the Employment Contributions Account subject to the six-month delay provided in the Amended and Restated Executive Retirement Agreement. As the Executive Chairman's retirement payment will no longer be settled with a fixed number of shares of GEO's common stock (as discussed below under the prior agreement), \$3,600,000 has been reclassified from equity to other non-current liabilities in 2021. The balance of the Amended and Restated Executive Retirement Agreement was approximately \$9.6 million at December 31, 2023 which is fully funded. On November 29, 2023, we confirmed that our Founder and Executive Chairman, will step down as Executive Chairman on June 30, 2026, at the end of his current employment term under his Executive Chairman Employment Agreement. Refer to Note 16 - Commitments, Contingencies and Other Matters in the notes to our audited consolidated financial statements included in Part II, Item 8 of this Annual Report on Form 10-K for further information. The following table presents the balance due to the Executive Chairman at the end of each of the next two and a half years under the Amended and Restated Executive Retirement Agreement provided that the Executive Chairman is still providing services to GEO under his Executive Chairman Employment Agreement:

Period End	Retirement Obligation (In thousands)
12/31/2024	\$ 12,617
12/31/2025	\$ 16,336
6/30/2026	\$ 18,010

We have established several trusts for the purpose of paying the retirement benefit pursuant to the Amended and Restated Executive Retirement Agreement. The trusts were revocable "rabbi trusts" and the assets of the trusts are subject to the claims of our creditors in the event of our insolvency.

### Guarantor Financial Information

GEO's 10.500% Public Second Lien Notes, 9.500% Private Second Lien Notes, Convertible Notes, 6.00% Senior Notes due 2026, and the 5.875% Senior Notes due 2024 are fully and unconditionally guaranteed on a joint and several senior unsecured basis by certain of our wholly owned domestic subsidiaries (the "Subsidiary Guarantors").

Summarized financial information is provided for The GEO Group, Inc. ("Parent") and the Subsidiary Guarantors on a combined basis in accordance with SEC Regulation S-X Rules 3-10 and 13-01. The accounting policies used in the preparation of this summarized financial information are consistent with those elsewhere in the consolidated financial statements of the Company, except that intercompany transactions and balances of the Parent and Subsidiary Guarantor entities with non-guarantor entities have not been eliminated. Intercompany transactions between the Parent and Subsidiary Guarantors have been eliminated and equity in earnings from and investments in non-guarantor subsidiaries have not been presented.

Summarized statement of operations (in thousands):

	Year Ended December 31, 2023	Year Ended December 31, 2022
Net operating revenues	\$ 2,207,117	\$ 2,176,556
Income from operations	330,684	378,691
Net income	81,646	139,570
Net income attributable to The GEO Group, Inc.	81,646	139,570

Summarized balance sheets (in thousands):

	December 31, 2023	December 31, 2022
Current assets	\$ 455,746	\$ 492,080
Noncurrent assets (a)	3,028,140	3,059,195
Current liabilities	354,503	370,177
Noncurrent liabilities (b)	1,997,130	2,163,004

- (a) Includes amounts due from non-guarantor subsidiaries of \$50.0 million and \$32.6 million as of December 31, 2023 and 2022, respectively.
- (b) Includes amounts due to non-guarantor subsidiaries of \$31.5 million and \$8.9 million as of December 31, 2023 and 2022, respectively.

### Off-Balance Sheet Arrangements

Except as discussed above, and in the notes to our consolidated financial statements included in Part II, Item 8 of this Annual Report on Form 10-K, we do not have any off-balance sheet arrangements.

We are also exposed to various commitments and contingencies which may have a material adverse effect on our liquidity. See Note 16 – Commitments, Contingencies and Other Matters in the notes to our consolidated financial statements included in Part II, Item 8 of this Annual Report on Form 10-K.

### Derivatives

We have entered into two interest rate swap agreements in the aggregate notional amount of \$44.3 million to fix the interest rate on certain of our variable rate debt to 4.22%. We have designated these interest rate swaps as hedges against changes in the cash flows of two identical promissory notes (the "Notes") which are secured by loan agreements and mortgage and security agreements on certain real property and improvements. We have determined that the swaps have payment, expiration dates, and provisions that coincide with the terms of the Notes and are therefore considered to be effective cash flow hedges. Accordingly, we record the change in fair value of the interest rate swaps as accumulated other comprehensive income (loss), net of applicable taxes. There was no material ineffectiveness for the period presented. We do not expect to enter into any transactions during the next twelve months which would result in reclassification into earnings or losses associated with these swaps currently reported in accumulated other comprehensive income (loss). Refer to Note 11 - Debt and Note 6 -

Derivative Financial Instruments in the notes to our audited consolidated financial statements included in Part II, Item 8 of this Annual Report on Form 10-K for further information.

### **Cash Flow**

Cash, cash equivalents, restricted cash and cash equivalents as of December 31, 2023 was \$159.9 million, compared to \$143.8 million as of December 31, 2022 and was impacted by the following:

Net cash provided by operating activities in 2023 and 2022 was \$284.9 million and \$296.4 million, respectively. Net cash provided by operating activities in 2023 was positively impacted by non-cash expenses such as depreciation and amortization, deferred tax provision (benefit), amortization of debt issuance costs, discount and/or premium and other non-cash interest, stock-based compensation expense, loss on sale/disposal of property and equipment, loss on extinguishment of debt and dividends received from our unconsolidated joint venture. Equity in earnings of affiliates negatively impacted cash along with a net gain on disposition of assets. Changes in accounts receivable, prepaid expenses and other assets decreased in total by a net of \$11.7 million, representing a positive impact on cash. The decrease was primarily driven by the timing of billings and collections. Changes in accounts payable, accrued expenses and other liabilities increased by \$8.1 million which positively impacted cash. The increase was primarily due to the timing of payments.

Net cash provided by operating activities in 2022 was positively impacted by non-cash expenses such as depreciation and amortization, amortization of debt issuance costs, discount and/or premium and other non-cash interest, stock-based compensation expense, loss on extinguishment of debt and dividends received from our unconsolidated joint venture. Equity in earnings of affiliates negatively impacted cash along with a net gain on disposition of assets and deferred tax benefit. Changes in accounts receivable, prepaid expenses and other assets increased in total by a net of \$53.0 million, representing a negative impact on cash. The increase was primarily driven by the timing of billings and collections. Changes in accounts payable, accrued expenses and other liabilities increased by \$21.8 million which positively impacted cash. The increase was primarily due to the timing of payments.

Additionally, cash provided by operating activities in 2022 was positively impacted by a decrease in contract receivable of \$5.3 million. The decrease relates to the timing of payments received and interest accrued, along with the effect of foreign exchange rates, related to the Ravenhall Project. Refer to Note 16 - Commitments, Contingencies and Other Matters included in the notes to our audited consolidated financial statements included in Part II, Item 8 of this Annual Report on Form 10-K.

Net cash used in investing activities of \$60.6 million in 2023 was primarily the result of capital expenditures of \$73.0 million and changes in restricted investments of \$7.2 million, offset by proceeds from sale of real estate and other assets of \$19.6 million. Net cash provided by investing activities of \$3.0 million in 2022 was primarily the result of capital expenditures of \$90.0 million and changes in restricted investments of \$8.4 million, offset by proceeds from sale of real estate and other assets of \$101.4 million.

Net cash used in financing activities in 2023 reflects payments of \$208.4 million on long term debt offset by \$5.8 million of proceeds from the sale of treasury shares. We also paid \$2.4 million of debt issuance costs in connection with our revolver refinancing and paid \$3.4 million for taxes related to net share settlements of equity awards. Refer to Note 11 - Debt included in the notes to our audited consolidated financial statements included in Part II, Item 8 of this Annual Report on Form 10-K.

Net cash used in financing activities in 2022 reflects payments of \$680.9 million on long term debt offset by \$30.0 million of proceeds from long term debt and payments on non-recourse debt of \$5.7 million. We also paid \$41.5 million of debt issuance costs in connection with our exchange offering. Refer to Note 11 - Debt included in the notes to our audited consolidated financial statements included in Part II, Item 8 of this Annual Report on Form 10-K.

### **Inflation**

We believe that inflation, in general, did have a negative impact but did not have a material effect on our results of operations during 2023 and 2022. While some of our contracts include provisions for inflationary indexing, inflation could have a substantial adverse effect on our results of operations in the future to the extent that wages and salaries, which represent our largest recurring/fixed expense, increase at a faster rate than the per diem or fixed rates received by us for our management services.

### **Non-GAAP Measures**

EBITDA is defined as net income adjusted by adding provisions for income tax, interest expense, net of interest income and depreciation and amortization. Adjusted EBITDA is defined as EBITDA adjusted for gain on asset divestitures, pre-tax, net loss attributable to non-controlling interests, stock-based compensation expenses, pre-tax, litigation costs and settlements, pre-tax, one-time employee restructuring expenses, pre-

tax, transaction related expenses, pre-tax, other non-cash revenue and expenses, pre-tax, and certain other adjustments as defined from time to time.

Given the nature of our business as a real estate owner and operator, we believe that EBITDA and Adjusted EBITDA are helpful to investors as measures of our operational performance because they provide an indication of our ability to incur and service debt, to satisfy general operating expenses, to make capital expenditures, and to fund other cash needs or reinvest cash into our business.

We believe that by removing the impact of our asset base (primarily depreciation and amortization) and excluding certain non-cash charges, amounts spent on interest and taxes, and certain other charges that are highly variable from year to year, EBITDA and Adjusted EBITDA provide our investors with performance measures that reflect the impact to operations from trends in occupancy rates, per diem rates and operating costs, providing a perspective not immediately apparent from net income.

The adjustments we make to derive the non-GAAP measures of EBITDA and Adjusted EBITDA exclude items which may cause short-term fluctuations in income from continuing operations and which we do not consider to be the fundamental attributes or primary drivers of our business plan and they do not affect our overall long-term operating performance.

EBITDA and Adjusted EBITDA provide disclosure on the same basis as that used by our management and provide consistency in our financial reporting, facilitate internal and external comparisons of our historical operating performance and our business units and provide continuity to investors for comparability purposes.

Our reconciliation of net income to EBITDA and Adjusted EBITDA for the years ended December 31, 2023 and 2022 is as follows (in thousands):

	December 31, 2023	December 31, 2022
<b>Net income</b>	<b>\$ 107,183</b>	<b>\$ 171,692</b>
<b>Add:</b>		
Income tax provision *	36,267	63,639
Interest expense, net of interest income **	219,032	186,457
Depreciation and amortization	125,784	132,925
<b>EBITDA</b>	<b>488,266</b>	<b>554,713</b>
<b>Add (Subtract):</b>		
Gain on asset divestitures, pre-tax	(4,691)	(32,332)
Net loss attributable to noncontrolling interests	142	121
Stock based compensation, pre-tax	15,065	16,204
Litigation costs and settlements, pre-tax	8,900	—
One-time employee expenses, pre-tax	814	—
Transaction related expenses, pre-tax	—	1,322
Other non-cash revenue & expenses, pre-tax	(1,319)	—
<b>Adjusted EBITDA</b>	<b>\$ 507,177</b>	<b>\$ 540,028</b>

\* Includes income tax provision on equity in earnings of affiliates

\*\* Includes loss on extinguishment of debt

## Outlook

The following discussion of our future performance contains statements that are not historical statements and, therefore, constitute forward-looking statements within the meaning of the Private Securities Litigation Reform Act of 1995. Our forward-looking statements are subject to risks and uncertainties that could cause actual results to differ materially from those stated or implied in the forward-looking statement. Please refer to “Item 1A. Risk Factors” in this Annual Report on Form 10-K, the “Forward-Looking Statements — Safe Harbor,” as well as the other disclosures contained in this Annual Report on Form 10-K, for further discussion on forward-looking statements and the risks and other factors that could prevent us from achieving our goals and cause the assumptions underlying the forward-looking statements and the actual results to differ materially from those expressed in or implied by those forward-looking statements.

The public health emergency declaration related to the COVID-19 pandemic has ended. Despite this fact, there continues to be lingering impacts of the COVID-19 pandemic in the regions in which we operate. At this time, it is not possible for us to predict the duration or magnitude of the adverse results stemming from the outbreak and its lingering effects on our business or results of operations, financial



condition, or liquidity. We will continue to coordinate closely with our government agency partners and local health agencies to ensure the health and safety of all those in our care and our employees.

We continue to be encouraged by the current landscape of growth opportunities; however, any positive trends may, to some extent, be adversely impacted by government budgetary constraints or any changes to a government's willingness to maintain or grow public-private partnerships in the future. While state finances overall are stable, future budgetary pressures may cause state agencies to pursue a number of cost savings initiatives which may include reductions in per diem rates and/or the scope of services provided by private operators or the decision to not re-bid a contract after expiration of the contract term. These potential cost savings initiatives could have a material adverse impact on our current operations and/or our ability to pursue new business opportunities. Additionally, if state budgetary constraints, as discussed above, develop, persist or intensify, our state customers' ability to pay us may be impaired and/or we may be forced to renegotiate our management contracts on less favorable terms and our financial condition, results of operations or cash flows could be materially adversely impacted. We plan to actively bid on any new projects that fit our target profile for profitability and operational risk. Any positive trends in the industry may be offset by several factors, including budgetary constraints, contract modifications, contract terminations, contract non-renewals, contract re-bids and/or the decision to not re-bid a contract after expiration of the contract term and the impact of any other potential changes to the willingness or ability to maintain or grow public-private partnerships on the part of other government agencies. We believe we have a strong relationship with our government agency partners and we believe that we operate facilities that maximize security, safety and efficiency while offering our suite of GEO Continuum of Care programs, services and resources.

On January 26, 2021, President Biden signed an executive order directing the United States Attorney General not to renew DOJ contracts with privately operated criminal detention facilities, as consistent with applicable law. Two agencies of the DOJ, the BOP and the USMS, utilized GEO's support services at the time the executive order was signed. The BOP houses inmates who have been convicted of federal crimes, and the USMS is generally responsible for detainees who are awaiting trial or sentencing in U.S. federal courts. As of December 31, 2023, GEO has three company-owned/company-leased facilities under direct contracts with USMS, which have current contract option periods that expire between September 2025 and September 2028. These facilities combined represented approximately 6% of our revenues for the year ended December 31, 2023. As of December 31, 2023, we no longer have any contracts with the BOP for secure correctional facilities.

President Biden's administration or a future administration may implement additional executive orders or directives relating to federal criminal justice policies and/or immigration policies, which may impact the federal government's use of public-private partnerships with respect to secure correctional and detention facilities and immigration processing centers, including with respect to our contracts, and/or may impact the budget and spending priorities of federal agencies, including the BOP, USMS, and ICE, which is an agency of the U.S. Department of Homeland Security.

Prior to the executive order, we have historically had a relatively high contract renewal rate, however, there can be no assurance that we will be able to renew our expiring management contracts on favorable terms, or at all. Also, while we are pleased with our track record in re-bid situations, we cannot assure that we will prevail in any such future situations.

Internationally, we are exploring opportunities in our current markets and will continue to actively bid on any opportunities that fit our target profile for profitability and operational risk. We are pleased to have been awarded a ten-year contract renewal for the continued delivery of secure transportation under our GEOAmey joint venture in the United Kingdom. In January 2023, our Australian subsidiary, GEO Australia, entered into a contract with the Department of Justice and Community Safety in the State of Victoria for the delivery of primary health services across thirteen public prisons. The contract commenced on July 1, 2023 and is expected to generate approximately AUD47.5 million, or \$31.6 million based on average exchange rates for the year ended December 31, 2023, in incremental annualized revenue for GEO.

With respect to our reentry services, electronic monitoring services, and community-based services business, we are currently pursuing a number of business development opportunities. Related to opportunities for community-based reentry services, we are working with our existing federal, state, and local clients to leverage new opportunities for both residential reentry facilities as well as non-residential day reporting centers. With respect to the Department of Homeland Security's ISAP, the number of participants steadily increased throughout 2022, however, since the beginning of 2023, there has been a decline in ISAP participants as a result of recent changes in immigration and budgetary pressures. There are no assurances that there will not be a further decline in ISAP participants in 2024 and beyond. Title 42, which provided for restrictions at the Southwest border under the COVID public health emergency declaration, ended on May 11, 2023. We are focused on delivering high quality services and developing new and innovative technology solutions. To this end, we recently launched VeriWatch, a new wrist-worn GPS tracking device that allows for real-time and discrete monitoring of individuals under community supervision. We continue to expend resources on informing federal, state and local governments about the benefits of public-private partnerships, and we anticipate that there will be new opportunities in the future as those efforts continue to yield results. We believe we are well positioned to capitalize on any suitable opportunities that become available in this area.

### ***Operating Expenses***

Operating expenses consist of those expenses incurred in the operation and management of our contracts to provide services to our governmental clients. Labor and related costs represented approximately 66% and 63% of our operating expenses in 2023 and 2022,

respectively. Additional significant operating expenses include food, utilities and inmate medical costs. In 2023 and 2022, operating expenses totaled approximately 72% and 70% of our consolidated revenues, respectively. Our operating expenses as a percentage of revenue in 2024 will be impacted by the opening of any new or existing facilities as a result of the cost of transitioning and/or start-up operations related to a facility opening. During 2024, we will incur carrying costs for facilities that were vacant in 2023.

### ***General and Administrative Expenses***

General and administrative expenses consist primarily of corporate management salaries and benefits, professional fees and other administrative expenses. In both 2023 and 2022, general and administrative expenses totaled approximately 8% of our consolidated revenues. We expect general and administrative expenses as a percentage of revenue in 2024 to remain consistent or decrease as a result of cost savings initiatives.

### ***Idle Facilities***

In our Secure Services segment, we are currently marketing 9,732 vacant beds with a net book value of approximately \$251.2 million at seven of our idle facilities to potential customers. In our Reentry Services segment, we are currently marketing 1,689 vacant beds with a net book value of approximately \$37.2 million at three of our idle facilities to potential customers. The combined annual carrying cost of these idle facilities in 2024 is estimated to be \$26.2 million, including depreciation expense of \$17.9 million. With the exception of a contract yet to be activated for one of our secure facilities, we currently do not have any firm commitments or agreements in place to activate these facilities but have ongoing contact with several potential customers. Historically, some facilities have been idle for multiple years before they received a new contract award. The per diem rates that we charge our clients often vary by contract across our portfolio. However, if the ten idle facilities in our Secure Services and Reentry Services segments were to be activated using our Secure Services and Reentry Services average per diem rate in 2023 (calculated as revenue divided by the number of mandays) and based on the average occupancy rate in our facilities for 2023, we would expect to receive annual incremental revenue of approximately \$350 million and an increase in annual earnings per share of approximately \$.28 to \$.33 per share based on our average operating margin. Refer to discussion in Item I, Part I – Business under ***Executive Order*** and ***Contract Developments*** above for discussion of recent developments.

### **Forward-Looking Statements — Safe Harbor**

This Annual Report on Form 10-K and the documents incorporated by reference herein contain “forward-looking” statements within the meaning of Section 27A of the Securities Act of 1933, as amended, and Section 21E of the Securities Exchange Act of 1934, as amended. “Forward-looking” statements are any statements that are not based on historical information. Statements other than statements of historical facts included in this report, including, without limitation, statements regarding our future financial position, business strategy, budgets, projected costs and plans and objectives of management for future operations, are “forward-looking” statements. Forward-looking statements generally can be identified by the use of forward-looking terminology such as “may,” “will,” “expect,” “anticipate,” “intend,” “plan,” “believe,” “seek,” “estimate” or “continue” or the negative of such words or variations of such words and similar expressions. These statements are not guarantees of future performance and involve certain risks, uncertainties and assumptions, which are difficult to predict. Therefore, actual outcomes and results may differ materially from what is expressed or forecasted in such forward-looking statements and we can give no assurance that such forward-looking statements will prove to be correct. Important factors that could cause actual results to differ materially from those expressed or implied by the forward-looking statements, or “cautionary statements,” include, but are not limited to:

- our ability to timely build and/or open facilities as planned, successfully manage such facilities and successfully integrate such facilities into our operations without substantial additional costs;
- our ability to estimate the government’s level of utilization of public-private partnerships for secure services and the impact of any modifications or reductions by our government customers of their utilization of public-private partnerships;
- our ability to accurately project the size and growth of public-private partnerships for secure services in the U.S. and internationally and our ability to capitalize on opportunities for public-private partnerships;
- our ability to successfully respond to any challenges or concerns that our government customers may raise regarding their use of public-private partnerships for secure services, including finding other government customers or alternative uses for facilities where a government customer has discontinued or announced that a contract with us will be discontinued;
- the impact of adopted or proposed executive action or legislation aimed at limiting public-private partnerships for secure facilities, processing centers and community reentry centers or limiting or restricting the business and operations of financial institutions or others who do business with us;

- our ability to successfully respond to delays encountered by states pursuing public-private partnerships for secure services and cost savings initiatives implemented by a number of states;
- our ability to activate the inactive beds at our idle facilities;
- our ability to maintain or increase occupancy rates at our facilities and the impact of fluctuations in occupancy levels on our revenues and profitability;
- the impact of our termination of our REIT election and the discontinuation of quarterly dividend payments and our ability to maximize the use of cash flows to repay debt, deleverage and internally fund growth;
- we may fail to realize the anticipated benefits of terminating our REIT election or those benefits may take longer to realize than expected, if at all, or may not offset the costs of terminating our REIT election and becoming a taxable C Corporation;
- if we failed to remain qualified as a REIT for those years we elected REIT status, we would be subject to additional corporate income taxes and would not be able to deduct distributions to shareholders when computing our taxable income for those years;
- our ability to expand, diversify and grow our secure services, reentry, community-based services, monitoring services, evidence-based supervision and treatment programs and secure transportation services businesses;
- our ability to win management contracts for which we have submitted proposals, retain existing management contracts, prevail in any challenge or protest involving the award of a management contract and meet any performance standards required by such management contracts;
- our ability to raise new project development capital given the often short-term nature of the customers' commitment to use newly developed facilities;
- our ability to develop long-term earnings visibility;
- our ability to successfully conduct our operations in the United Kingdom and South Africa through joint ventures;
- the impact of the LIBOR transition;
- the instability of foreign exchange rates, exposing us to currency risks in Australia, the United Kingdom, and South Africa, or other countries in which we may choose to conduct our business;
- an increase in unreimbursed labor rates;
- our exposure to rising medical costs;
- our ability to manage costs and expenses relating to ongoing litigation arising from our operations;
- our ability to successfully pursue an appeal to reverse the recent unfavorable verdict and judgments in the retrial of the lawsuits in the State of Washington, our company being required to record an accrual for the judgments in the future, and our ability to defend similar other pending litigation and the effect such litigation may have on our company;
- our ability to accurately estimate on an annual basis, loss reserves related to general liability, workers' compensation and automobile liability claims;
- our ability to fulfill our debt service obligations and its impact on our liquidity;
- our ability to deleverage and repay, refinance or otherwise address our debt maturities in an amount or on the timeline we expect, or at all;
- despite current indebtedness levels, we may still incur more indebtedness, which could further exacerbate the risks relating to our indebtedness;
- the covenants in the indentures governing the Convertible Notes, the 6.00% Senior Notes due 2026 and the covenants in the indentures governing the 2028 Registered Notes, the 2028 Private Exchange Notes and the Exchange Credit Agreement impose significant operating and financial restrictions which may adversely affect our ability to operate our business;
- servicing our indebtedness will require a significant amount of cash and our ability to generate cash depends on many factors beyond our control and we may not be able to generate the cash required to service our indebtedness;
- because portions of our senior indebtedness have floating interest rates, an increase in interest rates would adversely affect cash flows;
- we depend on distributions from our subsidiaries to make payments on our indebtedness and these distributions may not be made;

- we may not be able to satisfy our repurchase obligations in the event of a change of control because the terms of our indebtedness or lack of funds may prevent us from doing so;
- the conditional exchange feature of the 6.5% Exchangeable Senior Notes, if triggered, may adversely affect our financial condition;
- the second lien notes and the related guarantees are effectively subordinated to our and our subsidiary guarantors' current senior secured indebtedness and structurally subordinated to the indebtedness of our subsidiaries that do not guarantee the second lien notes;
- it may be difficult to realize the value of the collateral securing the second lien notes and related guarantees;
- our ability to identify and successfully complete any potential sales of additional Company-owned assets and businesses on commercially advantageous terms on a timely basis, or at all;
- from time to time, we may not have a management contract with a client to operate existing beds at a facility or new beds at a facility that we are expanding, and we cannot assure you that such a contract will be obtained. Failure to obtain a management contract for these beds will subject us to carrying costs with no corresponding management revenue;
- negative conditions in the capital markets could prevent us from obtaining future financing on desirable terms, which could materially harm our business;
- we are subject to the loss of our facility management contracts, due to executive orders, terminations, non-renewals or competitive re-bids, which could adversely affect our results of operations and liquidity, including our ability to secure new facility management contracts from other government customers;
- our growth depends on our ability to secure contracts to develop and manage new secure facilities, processing centers and community-based facilities and to secure contracts to provide electronic monitoring services, community-based reentry services and monitoring and supervision services, the demand for which is outside our control;
- we may not be able to meet state requirements for capital investment or locate land for the development of new facilities, which could adversely affect our results of operations and future growth;
- we partner with a limited number of governmental customers who account for a significant portion of our revenues. The loss of, or a significant decrease in revenues from, these customers could seriously harm our financial condition and results of operations;
- State budgetary constraints may have a material adverse impact on us;
- competition for contracts may adversely affect the profitability of our business;
- we are dependent on government appropriations, which may not be made on a timely basis or at all and may be adversely impacted by budgetary constraints at the federal, state, local and foreign government levels;
- public and political resistance to the use of public-private partnerships for secure facilities, electronic monitoring and supervision as alternatives to detention, processing centers and community reentry centers could result in our inability to obtain new contracts or the loss of existing contracts, impact our ability to obtain or refinance debt financing or enter into commercial arrangements, which could have a material adverse effect on our business, financial condition, results of operations and the market price of our securities;
- adverse publicity may negatively impact our ability to retain existing contracts and obtain new contracts;
- we may incur significant start-up and operating costs on new contracts before receiving related revenues, which may impact our cash flows and may not be recouped;
- failure to comply with extensive government regulation and applicable contractual requirements could have a material adverse effect on our business, financial condition or results of operations;
- we may face community opposition to facility locations, which may adversely affect our ability to obtain new contracts;
- our business operations expose us to various liabilities for which we may not have adequate insurance, including legal claims and proceedings, and may have a material adverse effect on our business, financial condition or results of operations;
- we may not be able to obtain or maintain the insurance levels required by our government contracts;
- our exposure to rising general insurance costs;
- natural disasters, pandemic outbreaks, global political events and other serious catastrophic events could disrupt operations and otherwise materially adversely affect our business and financial condition;

- our international operations expose us to risks that could materially adversely affect our financial condition and results of operations;
- we conduct certain of our operations through joint ventures or consortiums, which may lead to disagreements with our joint venture partners or business partners and adversely affect our interest in the joint ventures or consortiums;
- we are dependent upon our senior management and our ability to attract and retain sufficient qualified personnel;
- our profitability may be materially adversely affected by inflation;
- various risks associated with the ownership of real estate may increase costs, expose us to uninsured losses and adversely affect our financial condition and results of operations;
- risks related to facility construction and development activities may increase our costs related to such activities;
- the rising cost and increasing difficulty of obtaining adequate levels of surety credit on favorable terms could adversely affect our operating results;
- adverse developments in our relationship with our employees could adversely affect our business, financial condition or results of operations;
- technological changes could cause our electronic monitoring products and technology, including our recently launched BI VeriWatch™ wrist-worn device, to become obsolete or require the redesign of our electronic monitoring products, which could have a material adverse effect on our business;
- any negative changes in the level of acceptance of or resistance to the use of electronic monitoring products, including our recently launched BI VeriWatch™ wrist-worn device, and services by governmental customers could have a material adverse effect on our business, financial condition and results of operations;
- we depend on a limited number of third parties to manufacture and supply quality infrastructure components for our electronic monitoring products. If our suppliers cannot provide the components or services we require in a timely manner and/or with such quality as we expect, our ability to market and sell our electronic monitoring products and services could be harmed;
- the interruption, delay or failure of the provision of our services or information systems could adversely affect our business;
- an inability to acquire, protect or maintain our intellectual property and patents in the electronic monitoring space could harm our ability to compete or grow;
- our electronic monitoring products could infringe on the intellectual property rights of others, which may lead to litigation that could itself be costly, could result in the payment of substantial damages or royalties, and/or prevent us from using technology that is essential to our products;
- we license intellectual property rights in the electronic monitoring space, including patents, from third party owners. If such owners do not properly maintain or enforce the intellectual property underlying such licenses, our competitive position and business prospects could be harmed. Our licensors may also seek to terminate our license;
- we may be subject to costly product liability claims from the use of our electronic monitoring products, which could damage our reputation, impair the marketability of our products and services and force us to pay costs and damages that may not be covered by adequate insurance;
- our ability to identify suitable acquisitions or dispositions, and to successfully complete such acquisitions or dispositions;
- as a result of our acquisitions, we have recorded and will continue to record a significant amount of goodwill and other intangible assets. In the future, our goodwill or other intangible assets may become impaired, which could result in material non-cash charges to our results of operations;
- we are subject to risks related to corporate social responsibility;
- the market price of our common stock may vary substantially. If the market price of our common stock were to decline further in the future at a specific measurement time period that impacts our public float calculation, we could potentially lose our status as a well-known seasoned issuer and/or large accelerated filer;
- future sales of shares of our common stock or securities convertible into common stock could adversely affect the market price of our common stock and may be dilutive to current shareholders;
- various anti-takeover protections applicable to us may make an acquisition of us more difficult and reduce the market value of our common stock;

- failure to maintain effective internal controls in accordance with Section 404 of the Sarbanes-Oxley Act of 2002 could have an adverse effect on our business and the trading price of our common stock;
- we may issue additional debt securities that could limit our operating flexibility and negatively affect the value of our common stock;
- failure to comply with anti-bribery and anti-corruption laws could subject us to penalties and other adverse consequences; and
- other factors contained in our filings with the SEC, including, but not limited to, those detailed in this Annual Report on Form 10-K, our Quarterly Reports on Form 10-Q and our Current Reports on Form 8-K filed with the SEC.

We undertake no obligation to update publicly any forward-looking statements, whether as a result of new information, future events or otherwise, except as required by law. All subsequent written and oral forward-looking statements attributable to us, or persons acting on our behalf, are expressly qualified in their entirety by the cautionary statements included in this report.

## **Item 7A. *Quantitative and Qualitative Disclosures About Market Risk***

### **Interest Rate Risk**

We are exposed to market risks related to changes in interest rates with respect to our senior credit facility. Payments under the Senior Credit Facility are indexed to a variable interest rate. Based on borrowings outstanding as of December 31, 2023 under the Exchange Credit Agreement of \$906.7 million, for every one percent increase in the interest rate applicable to the Exchange Credit Agreement, our total annual interest expense would increase by approximately \$9.1 million.

We have entered into certain interest rate swap arrangements for hedging purposes, fixing the interest rate on certain of our variable rate debt. The difference between the floating rate and the swap rate on these instruments is recognized in interest expense within the respective entity. Because the interest rates with respect to these instruments are fixed, a hypothetical 100 basis point change in the current interest rate would not have a material impact on our financial condition or results of operations.

Additionally, we invest our cash in a variety of short-term financial instruments to provide a return. These instruments generally consist of highly liquid investments with original maturities at the date of purchase of three months or less. While these instruments are subject to interest rate risk, a hypothetical 100 basis point increase or decrease in market interest rates would not have a material impact on our financial condition or results of operations.

### **Foreign Currency Exchange Rate Risk**

We are exposed to market risks related to fluctuations in foreign currency exchange rates between the U.S. Dollar, the Australian Dollar, the South African Rand and the British Pound currency exchange rates. Based upon our foreign currency exchange rate exposure as of December 31, 2023 with respect to our international operations, every 10 percent change in historical currency rates would have a \$8.4 million effect on our financial position and a \$1.3 million impact on our results of operations over the next fiscal year.

## **Item 8. *Financial Statements and Supplementary Data***

**MANAGEMENT'S RESPONSIBILITY FOR FINANCIAL STATEMENTS**

To the Shareholders of  
The GEO Group, Inc.:

The accompanying consolidated financial statements have been prepared in conformity with accounting principles generally accepted in the United States. They include amounts based on judgments and estimates.

Representations in the consolidated financial statements and the fairness and integrity of such statements are the responsibility of management. In order to meet management's responsibility, the Company maintains a system of internal controls and procedures and a program of internal audits designed to provide reasonable assurance that our assets are controlled and safeguarded, that transactions are executed in accordance with management's authorization and properly recorded, and that accounting records may be relied upon in the preparation of financial statements.

The consolidated financial statements have been audited by Grant Thornton LLP, independent registered public accountants, whose appointment by our Audit and Finance Committee was ratified by our shareholders. Their report, which is included in this Form 10-K, expresses an opinion as to whether management's consolidated financial statements present fairly in all material respects, the Company's financial position, results of operations and cash flows for each of the three years in the period ended December 31, 2023 in conformity with accounting principles generally accepted in the United States of America. The effectiveness of our internal control over financial reporting as of December 31, 2023 has also been audited by Grant Thornton LLP, independent registered public accountants, as stated in their report which is included in this Form 10-K. Their audits were conducted in accordance with the standards of the Public Company Accounting Oversight Board (United States).

The Audit and Finance Committee of the Board of Directors meets periodically with representatives of management, the independent registered public accountants and our internal auditors to review matters relating to financial reporting, internal accounting controls and auditing. Both the internal auditors and the independent registered public accountants have unrestricted access to the Audit and Finance Committee to discuss the results of their examinations.

Brian R. Evans  
*Chief Executive Officer*

Shayn P. March  
*Acting Chief Financial Officer*

## MANAGEMENT'S ANNUAL REPORT ON INTERNAL CONTROL OVER FINANCIAL REPORTING

Our management is responsible for establishing and maintaining adequate internal control over financial reporting as defined in Rules 13a-15(f) and 15d-15(f) under the Securities Exchange Act of 1934. The Company's internal control over financial reporting is a process designed under the supervision of the Company's Chief Executive Officer and Chief Financial Officer that: (i) pertains to the maintenance of records that, in reasonable detail, accurately and fairly reflect the transactions and dispositions of the Company's assets; (ii) provides reasonable assurance that transactions are recorded as necessary to permit preparation of financial statements for external reporting in accordance with accounting principles generally accepted in the United States, and that receipts and expenditures are being made only in accordance with authorization of the Company's management and directors; and (iii) provides reasonable assurance regarding prevention or timely detection of unauthorized acquisition, use or disposition of the Company's assets that could have a material effect on the financial statements.

Because of its inherent limitations, internal control over financial reporting may not prevent or detect misstatements. Also, projections of any evaluation of effectiveness to future periods are subject to the risk that controls may become inadequate because of changes in conditions, or that the degree of compliance with the policies or procedures may deteriorate. Management has assessed the effectiveness of the Company's internal control over financial reporting as of December 31, 2023. In making its assessment of internal control over financial reporting, management used the criteria set forth in the Internal Control - Integrated Framework issued by the 2013 Committee of Sponsoring Organizations of the Treadway Commission ("COSO") (the "2013 Internal Control - Integrated Framework").

The Company evaluated, with the participation of its Chief Executive Officer and Chief Financial Officer, its internal control over financial reporting as of December 31, 2023, based on the 2013 Internal Control — Integrated Framework. Based on this evaluation, the Company's management concluded that as of December 31, 2023, its internal control over financial reporting is effective in providing reasonable assurance regarding the reliability of financial reporting and the preparation of financial statements for external purposes in accordance with generally accepted accounting principles.

Grant Thornton LLP, the independent registered public accounting firm that audited the financial statements included in this Annual Report on Form 10-K, has issued an attestation report on our internal control over financial reporting as of December 31, 2023.



**REPORT OF INDEPENDENT REGISTERED PUBLIC ACCOUNTING FIRM**

Board of Directors and Shareholders  
The GEO Group, Inc.

**Opinion on internal control over financial reporting**

We have audited the internal control over financial reporting of The GEO Group, Inc. (a Florida corporation) and subsidiaries (the “Company”) as of December 31, 2023, based on criteria established in the 2013 *Internal Control—Integrated Framework* issued by the Committee of Sponsoring Organizations of the Treadway Commission (“COSO”). In our opinion, the Company maintained, in all material respects, effective internal control over financial reporting as of December 31, 2023, based on criteria established in the 2013 *Internal Control—Integrated Framework* issued by COSO.

We also have audited, in accordance with the standards of the Public Company Accounting Oversight Board (United States) (“PCAOB”), the consolidated financial statements of the Company as of and for the year ended December 31, 2023, and our report dated February 29, 2024 expressed an unqualified opinion on those financial statements.

**Basis for opinion**

The Company’s management is responsible for maintaining effective internal control over financial reporting and for its assessment of the effectiveness of internal control over financial reporting, included in the accompanying Management’s Annual Report on Internal Control Over Financial Reporting. Our responsibility is to express an opinion on the Company’s internal control over financial reporting based on our audit. We are a public accounting firm registered with the PCAOB and are required to be independent with respect to the Company in accordance with the U.S. federal securities laws and the applicable rules and regulations of the Securities and Exchange Commission and the PCAOB.

We conducted our audit in accordance with the standards of the PCAOB. Those standards require that we plan and perform the audit to obtain reasonable assurance about whether effective internal control over financial reporting was maintained in all material respects. Our audit included obtaining an understanding of internal control over financial reporting, assessing the risk that a material weakness exists, testing and evaluating the design and operating effectiveness of internal control based on the assessed risk, and performing such other procedures as we considered necessary in the circumstances. We believe that our audit provides a reasonable basis for our opinion.

**Definition and limitations of internal control over financial reporting**

A company’s internal control over financial reporting is a process designed to provide reasonable assurance regarding the reliability of financial reporting and the preparation of financial statements for external purposes in accordance with generally accepted accounting principles. A company’s internal control over financial reporting includes those policies and procedures that (1) pertain to the maintenance of records that, in reasonable detail, accurately and fairly reflect the transactions and dispositions of the assets of the company; (2) provide reasonable assurance that transactions are recorded as necessary to permit preparation of financial statements in accordance with generally accepted accounting principles, and that receipts and expenditures of the company are being made only in accordance with authorizations of management and directors of the company; and (3) provide reasonable assurance regarding prevention or timely detection of unauthorized acquisition, use, or disposition of the company’s assets that could have a material effect on the financial statements.

Because of its inherent limitations, internal control over financial reporting may not prevent or detect misstatements. Also, projections of any evaluation of effectiveness to future periods are subject to the risk that controls may become inadequate because of changes in conditions, or that the degree of compliance with the policies or procedures may deteriorate.

/s/ GRANT THORNTON LLP

Miami, Florida  
February 29, 2024

## REPORT OF INDEPENDENT REGISTERED PUBLIC ACCOUNTING FIRM

Board of Directors and Shareholders  
The GEO Group, Inc.

### Opinion on the financial statements

We have audited the accompanying consolidated balance sheets of The Geo Group, Inc. (a Florida corporation) and subsidiaries (the “Company”) as of December 31, 2023 and 2022, the related consolidated statements of operations, comprehensive income, shareholders’ equity, and cash flows for each of the three years in the period ended December 31, 2023, and the related notes and financial statement schedule included under Item 15(a)(2) (collectively referred to as the “financial statements”). In our opinion, the financial statements present fairly, in all material respects, the financial position of the Company as of December 31, 2023 and 2022, and the results of its operations and its cash flows for each of the three years in the period ended December 31, 2023, in conformity with accounting principles generally accepted in the United States of America.

We also have audited, in accordance with the standards of the Public Company Accounting Oversight Board (United States) (“PCAOB”), the Company’s internal control over financial reporting as of December 31, 2023, based on criteria established in the 2013 Internal Control—Integrated Framework issued by the Committee of Sponsoring Organizations of the Treadway Commission (“COSO”), and our report dated February 29, 2024 expressed an unqualified opinion.

### Basis for opinion

These financial statements are the responsibility of the Company’s management. Our responsibility is to express an opinion on the Company’s financial statements based on our audits. We are a public accounting firm registered with the PCAOB and are required to be independent with respect to the Company in accordance with the U.S. federal securities laws and the applicable rules and regulations of the Securities and Exchange Commission and the PCAOB.

We conducted our audits in accordance with the standards of the PCAOB. Those standards require that we plan and perform the audit to obtain reasonable assurance about whether the financial statements are free of material misstatement, whether due to error or fraud. Our audits included performing procedures to assess the risks of material misstatement of the financial statements, whether due to error or fraud, and performing procedures that respond to those risks. Such procedures included examining, on a test basis, evidence regarding the amounts and disclosures in the financial statements. Our audits also included evaluating the accounting principles used and significant estimates made by management, as well as evaluating the overall presentation of the financial statements. We believe that our audits provide a reasonable basis for our opinion.

### Critical audit matters

The critical audit matters communicated below are matters arising from the current period audit of the financial statements that were communicated or required to be communicated to the audit committee and that: (1) relate to accounts or disclosures that are material to the financial statements and (2) involved our especially challenging, subjective, or complex judgments. The communication of critical audit matters does not alter in any way our opinion on the financial statements, taken as a whole, and we are not, by communicating the critical audit matters below, providing separate opinions on the critical audit matters or on the accounts or disclosures to which they relate.

### *Self-Insurance Reserves and Related Expenses*

As described further in Note 1 to the consolidated financial statements, the Company self-insures, up to certain policy-specified limits, certain risks related to general and workers’ compensation liability costs. The estimated cost of claims under these self-insurance programs is estimated and accrued as the claims are incurred (although actual settlement of the claims may not be made until future periods) and may subsequently be revised based on developments relating to such claims. We identified self-insurance reserves and related expenses (“self-insurance”) as a critical audit matter, specifically the reserves and related expenses related to the Company’s estimate for unpaid losses and projected ultimate losses.

The principal considerations for our determination that self-insurance reserves and related expenses for unpaid losses and projected ultimate losses is a critical audit matter are that the accrual for self-insurance has higher risk of estimation uncertainty due to the loss development factors, including the frequency and severity of claims, and inherent assumptions in actuarial methods used in determining the required reserves. The estimation uncertainty and complexity of the actuarial methods utilized involved especially subjective auditor judgment and an increased extent of effort, including the need to involve an auditor-engaged actuarial specialist.

Our audit procedures related to the self-insurance reserves included the following, among others:

- We obtained an understanding, evaluated the design and tested the operating effectiveness of key internal controls over financial reporting relating to self-insurance, including, but not limited to controls that (i) validate that claims were reported and submitted accurately and timely, (ii) validate that internal claims data was reconciled to claims data maintained by the third-party administrator and submitted to the Company's actuary and (iii) validate management's process and review of the third-party actuary report, including, but not limited to controls over management's review of the relevance, adequacy and appropriateness of the data, assumptions, valuation methods, and mathematical accuracy used to determine the required reserves as of the reporting date.
- We utilized an auditor-engaged actuarial specialist in evaluating management's methods and assumptions.
- We performed analytics that include a review of prior projections to current actual results to evaluate the reasonableness of changes in estimated ultimate losses.
- We reconciled claims data maintained by the third-party administrator to the claims data submitted to the Company's actuary used in the development of the loss triangles and selecting loss development factors.
- We selected a sample of underlying claims and reviewed the information utilized by management such as insurance claims and legal records to (i) test management's estimation process to determine if the reserve was reasonable and (ii) test the accuracy of the significant claim data attributes.

### ***Evaluation of Certain Idle Facilities for Impairment***

The Company has property and equipment, net of approximately \$2 billion as of December 31, 2023, which includes approximately \$288 million related to 10 idle facilities. As described further in Note 1 to the consolidated financial statements, the Company tests idle facilities for impairment upon notification that the facilities will no longer be utilized by the customer. In addition, the Company performs an impairment analysis for each of the facilities that have remained idle. The estimates of recoverability are based on projected undiscounted cash flows associated with actual marketing efforts, and in some instances, third-party appraisals or, in other instances, projected undiscounted cash flows that are comparable to historical cash flows from management contracts at similar facilities and sensitivity analyses that consider reductions to such cash flows. When the estimated undiscounted cash flows associated with the asset are less than their carrying value, an impairment is recognized as the difference between the carrying value of the asset and its fair value. We identified management's evaluation of three idle facilities, Rivers Correctional Facility, D.Ray James Correctional Facility and Northlake, for impairment as a critical audit matter.

The principal considerations for our determination that management's evaluation of the three idle facilities for impairment is a critical audit matter is the higher risk of estimation uncertainty due to the subjective nature of management's estimates used in the projected undiscounted cash flows and in the third party appraisals. These estimates are particularly sensitive to the assumption as to whether the Company will obtain contracts to utilize idle facilities or be able to sell the facilities in the future, which can be affected by expectations about market developments and public policy as well as management's intent to hold and operate each facility over the term and in the manner assumed in the analysis.

Our audit procedures related to management's evaluation of the three idle facilities for impairment included the following, among others:

- We obtained an understanding, evaluated the design and tested the operating effectiveness of key internal controls over financial reporting relating to management's evaluation of idle facilities for impairment, including but not limited to controls that (i) validate management's review of the key inputs into the projected undiscounted cash flows, (ii) validate management's review of evidence supporting projected utilization of idle facilities and the assumptions utilized in the estimated cash flows and (iii) validate management's process and review of the third-party appraisals, including, but not limited to controls over management's review of the relevance, adequacy and appropriateness of the data, assumptions, valuation methods, and mathematical accuracy used to determine the real estate valuation as of October 1, 2023.
- For the three idle facilities, we evaluated the reasonableness of management's projected undiscounted cash flow by evaluating evidence to support the projected utilization of the facilities, including actual marketing efforts, and comparing relevant inputs used in the projections to those of similar facilities and where applicable industry data.
- For the three idle facilities, we utilized our internal valuation specialists in evaluating the model used and key underlying assumptions for reasonableness in the third-party appraisals.
- We tested the data submitted to the Company's valuation specialists for accuracy and tested the mathematical accuracy of the third-party appraisal report.
- We performed a retrospective review of the Company's historical experience in selling facilities or securing new facility management contracts to utilize facilities that had been previously idled for periods comparable to or in excess of the periods the Company's currently idle facilities have been idle, including assessing the recoverability of the net book value of the previously idled facilities.

/s/ GRANT THORNTON LLP

We have served as the Company's auditor since 2006.

Miami, Florida  
February 29, 2024

**THE GEO GROUP, INC.**  
**CONSOLIDATED STATEMENTS OF OPERATIONS**  
**Years Ended December 31, 2023, 2022 and 2021**

	2023	2022	2021
	(In thousands, except per share data)		
<b>Revenues</b>	\$ 2,413,167	\$ 2,376,727	\$ 2,256,612
<b>Operating Expenses (excluding depreciation and amortization)</b>	1,744,228	1,662,885	1,629,046
<b>Depreciation and Amortization</b>	125,784	132,925	135,177
<b>General and Administrative Expenses</b>	190,766	196,972	204,306
<b>Operating Income</b>	352,389	383,945	288,083
<b>Interest and Investment Income</b>	7,792	15,988	24,007
<b>Interest Expense</b>	(218,292)	(164,550)	(129,460)
<b>(Loss) Gain on Extinguishment of Debt</b>	(8,532)	(37,895)	4,693
<b>Net Gain on Dispositions of Assets</b>	4,691	32,332	5,499
<b>Income Before Income Taxes and Equity in Earnings of Affiliates</b>	138,048	229,820	192,822
<b>Provision for Income Taxes</b>	35,399	62,899	122,730
<b>Equity in Earnings of Affiliates, net of income tax provision of \$868, \$740 and \$1,035</b>	4,534	4,771	7,141
<b>Net Income</b>	107,183	171,692	77,233
<b>Loss Attributable to Noncontrolling Interests</b>	142	121	185
<b>Net Income Attributable to The GEO Group, Inc.</b>	\$ 107,325	\$ 171,813	\$ 77,418
<b>Weighted Average Common Shares Outstanding:</b>			
Basic	121,908	121,040	120,384
Diluted	123,698	122,281	120,732
<b>Income per Common Share Attributable to The GEO Group, Inc.:</b>			
<b>Basic:</b>			
Net income per share — basic	\$ 0.73	\$ 1.18	\$ 0.59
<b>Diluted:</b>			
Net income per share — diluted	\$ 0.72	\$ 1.17	\$ 0.58
Dividends declared per share	\$ —	\$ —	\$ 0.25

The accompanying notes are an integral part of these consolidated financial statements.

**THE GEO GROUP, INC.**  
**CONSOLIDATED STATEMENTS OF COMPREHENSIVE INCOME**  
**Years Ended December 31, 2023, 2022 and 2021**

	<u>2023</u>	<u>2022</u>	<u>2021</u>
	(In thousands)		
Net Income	\$ 107,183	\$ 171,692	\$ 77,233
Other comprehensive income (loss):			
Change in marketable securities, net of income tax provision (benefit) of \$253, \$(255) and \$2	\$ 953	\$ (960)	\$ 7
Foreign currency translation adjustments	258	(7,548)	(3,244)
Pension liability adjustment, net of income tax provision (benefit) of \$(88), \$1,500 and \$902, respectively	(332)	5,642	3,392
Change in fair value of derivative instrument classified as cash flow hedge, net of income tax provision (benefit) of \$(161), \$1,640 and \$592, respectively	(604)	6,169	2,228
Total other comprehensive income, net of tax	<u>275</u>	<u>3,303</u>	<u>2,383</u>
Total comprehensive income	107,458	174,995	79,616
Comprehensive loss attributable to noncontrolling interests	144	115	175
Comprehensive income attributable to The GEO Group, Inc.	<u>\$ 107,602</u>	<u>\$ 175,110</u>	<u>\$ 79,791</u>

**THE GEO GROUP, INC.**  
**CONSOLIDATED BALANCE SHEETS**  
**December 31, 2023 and 2022**

	2023	2022
	(In thousands, except share data)	
<b>ASSETS</b>		
<b>Current Assets</b>		
Cash and cash equivalents	\$ 93,971	\$ 95,073
Accounts receivable, net of credit loss reserve of \$606 and \$809, respectively	390,023	416,399
Prepaid expenses and other current assets	44,511	43,536
Total current assets	528,505	555,008
<b>Restricted Cash and Investments</b>	135,968	111,691
<b>Property and Equipment, Net</b>	1,944,278	2,002,021
<b>Operating Lease Right-of-Use Assets, Net</b>	102,204	90,950
<b>Assets Held for Sale</b>	—	480
<b>Deferred Income Tax Assets</b>	8,551	8,005
<b>Goodwill</b>	755,199	755,199
<b>Intangible Assets, Net</b>	135,886	147,688
<b>Other Non-Current Assets</b>	85,815	89,341
Total Assets	\$ 3,696,406	\$ 3,760,383
<b>LIABILITIES AND SHAREHOLDERS' EQUITY</b>		
<b>Current Liabilities</b>		
Accounts payable	\$ 64,447	\$ 79,312
Accrued payroll and related taxes	64,436	53,225
Accrued expenses and other current liabilities	228,059	237,369
Operating lease liabilities, current portion	24,640	22,584
Current portion of finance lease liabilities, long-term debt and non-recourse debt	55,882	44,722
Total current liabilities	437,464	437,212
<b>Deferred Income Tax Liabilities</b>	77,369	75,849
<b>Other Non-Current Liabilities</b>	83,643	75,288
<b>Operating Lease Liabilities</b>	82,114	73,801
<b>Long-Term Debt</b>	1,725,502	1,933,145
<b>Commitments and Contingencies (Note 16)</b>		
<b>Shareholders' Equity</b>		
Preferred stock, \$0.01 par value, 30,000,000 shares authorized, none issued or outstanding	—	—
Common stock, \$0.01 par value, 187,500,000 shares authorized, 130,297,248 and 128,912,410 issued and 126,087,401 and 124,060,038 outstanding, respectively	1,303	1,289
Additional paid-in capital	1,299,193	1,291,363
Retained earnings (accumulated deficit)	103,089	(4,236)
Accumulated other comprehensive loss	(16,642)	(16,919)
Treasury stock, 4,209,847 and 4,852,372 shares at cost, respectively	(95,175)	(105,099)
Total shareholders' equity attributable to The GEO Group, Inc.	1,291,768	1,166,398
Noncontrolling interests	(1,454)	(1,310)
Total shareholders' equity	1,290,314	1,165,088
Total Liabilities and Shareholders' Equity	\$ 3,696,406	\$ 3,760,383

The accompanying notes are an integral part of these consolidated financial statements.

**THE GEO GROUP, INC.**  
**CONSOLIDATED STATEMENTS OF CASH FLOWS**  
**Year Ended December 31, 2023, 2022 and 2021**

	2023	2022	2021
	(In thousands)		
<b>Cash Flow from Operating Activities:</b>			
Net Income	\$ 107,183	\$ 171,692	\$ 77,233
Net loss attributable to noncontrolling interests	142	121	185
Net income attributable to The GEO Group, Inc.	107,325	171,813	77,418
Adjustments to reconcile net income attributable to The GEO Group, Inc. to net cash provided by operating activities:			
Depreciation and amortization expense	125,784	132,925	135,177
Deferred tax provision (benefit)	1,476	(13,126)	86,380
Amortization of debt issuance costs, discount and/or premium and other non-cash interest	12,030	9,004	7,498
Stock-based compensation	15,065	16,204	19,199
Loss (gain) on extinguishment of debt	8,532	37,895	(4,693)
Provision for doubtful accounts	—	258	—
Equity in earnings of affiliates, net of tax	(4,534)	(4,771)	(7,141)
Loss (gain) on sale/disposal of property and equipment	1,197	(114)	8,447
Net gain on disposition of assets	(4,691)	(32,332)	(5,499)
Dividends received from unconsolidated joint ventures	2,987	4,486	8,263
Changes in assets and liabilities, net of acquisition:			
Changes in accounts receivable, prepaid expenses and other assets	11,672	(52,980)	9,466
Changes in contract receivable	—	5,305	6,231
Changes in accounts payable, accrued expenses and other liabilities	8,090	21,845	(58,111)
Net cash provided by operating activities	284,933	296,412	282,635
<b>Cash Flow from Investing Activities:</b>			
Insurance proceeds - damaged property	—	—	1,027
Proceeds from sale of real estate and other assets	19,583	101,419	25,369
Payment received on note receivable	—	—	8,000
Change in restricted investments	(7,151)	(8,433)	(18,739)
Capital expenditures	(73,002)	(90,026)	(69,394)
Net cash provided by (used in) investing activities	(60,570)	2,960	(53,737)
<b>Cash Flow from Financing Activities:</b>			
Payments on long-term debt	(208,390)	(680,850)	(360,296)
Proceeds from long term debt	—	30,000	435,000
Payments on non-recourse debt	—	(5,676)	(21,575)
Taxes paid related to net share settlements of equity awards	(3,443)	(1,302)	(2,090)
Debt issuance costs	(2,396)	(41,536)	(9,587)
Proceeds from the sale of treasury shares	5,750	—	—
Proceeds from stock options exercised	239	66	15
Proceeds from issuance of common stock in connection with ESPP	157	198	282
Dividends paid	—	—	(30,486)
Net cash provided by (used in) financing activities	(208,083)	(699,100)	11,263
<b>Effect of Exchange Rate Changes on Cash, Cash Equivalents and Restricted Cash and Cash Equivalents</b>	<b>(256)</b>	<b>(4,751)</b>	<b>(3,692)</b>
<b>Net Increase (Decrease) in Cash, Cash Equivalents and Restricted Cash and Cash Equivalents</b>	<b>16,024</b>	<b>(404,479)</b>	<b>236,469</b>
<b>Cash, Cash Equivalents and Restricted Cash and Cash Equivalents, beginning of period</b>	<b>143,843</b>	<b>548,322</b>	<b>311,853</b>
<b>Cash, Cash Equivalents and Restricted Cash and Cash Equivalents, end of period</b>	<b>\$ 159,867</b>	<b>\$ 143,843</b>	<b>\$ 548,322</b>
<b>Supplemental Disclosures</b>			
<b>Cash paid during the year for:</b>			
Income taxes	\$ 19,227	\$ 44,612	\$ 49,483
Interest	\$ 198,710	\$ 103,752	\$ 122,162
<b>Non-cash investing and financing activities:</b>			
Assets obtained from finance lease liabilities	\$ —	\$ —	\$ 1,198
Principal Exchanges of Debt	\$ —	\$ 1,620,318	\$ —
Debt Issuance Costs in Accrued Expenses	\$ —	\$ 11,245	\$ —
Conversion of shares of common stock to retirement liability	\$ —	\$ —	\$ 3,600
Right-of-use assets obtained from operating lease liabilities (subsequent to initial adoption)	\$ 35,233	\$ 11,697	\$ 10,786
Capital expenditures in accounts payable and accrued expenses	\$ 675	\$ 6,127	\$ 7,340

The accompanying notes are an integral part of these consolidated financial statements.



**THE GEO GROUP, INC.**  
**CONSOLIDATED STATEMENTS OF SHAREHOLDERS' EQUITY**  
**Years Ended December 31, 2023, 2022 and 2021**

	GEO Group Inc. Shareholders								
	Common Stock			Accumulated		Treasury Stock		Noncontrolling Interest	Total Shareholders' Equity
	Number of Shares	Amount	Additional Paid-In Capital	Retained Earnings (Accumulated Deficit)	Other Comprehensive Income (Loss)	Number of Shares	Amount		
(In thousands)									
<b>Balance, January 1, 2021</b>	121,318	\$ 1,262	\$ 1,262,267	\$ (222,892)	\$ (22,589)	4,835	\$ (104,946)	\$ (1,020)	\$ 912,082
Proceeds from stock options exercised	2	—	15	—	—	—	—	—	15
Stock based compensation expense	—	—	19,199	—	—	—	—	—	19,199
Shares withheld for net settlements of share-based awards [1]	(268)	(3)	(2,087)	—	—	—	—	—	(2,090)
Restricted stock granted	1,551	16	(16)	—	—	—	—	—	—
Restricted stock canceled	(157)	(2)	—	—	—	—	—	—	(2)
Dividends - paid	—	—	—	(30,486)	—	—	—	—	(30,486)
Other adjustments to Additional Paid-In-Capital [2]	—	—	(3,447)	—	—	—	—	—	(3,447)
Purchase of treasury shares	(17)	—	—	—	—	17	(153)	—	(153)
Issuance of common stock (ESPP)	43	—	282	—	—	—	—	—	282
Net income (loss)	—	—	—	77,418	—	—	—	(185)	77,233
Other comprehensive income	—	—	—	—	2,373	—	—	10	2,383
<b>Balance, December 31, 2021</b>	<b>122,472</b>	<b>\$ 1,273</b>	<b>\$ 1,276,213</b>	<b>\$ (175,960)</b>	<b>\$ (20,216)</b>	<b>4,852</b>	<b>\$ (105,099)</b>	<b>\$ (1,195)</b>	<b>\$ 975,016</b>
Proceeds from stock options exercised	9	—	66	—	—	—	—	—	66
Stock based compensation expense	—	—	16,204	—	—	—	—	—	16,204
Shares withheld for net settlements of share-based awards [1]	(229)	(2)	(1,300)	—	—	—	—	—	(1,302)
Restricted stock granted	1,836	18	(18)	—	—	—	—	—	—
Restricted stock canceled	(53)	—	—	—	—	—	—	—	—
Issuance of common stock (ESPP)	26	—	198	—	—	—	—	—	198
Other adjustment	—	—	—	(89)	—	—	—	—	(89)
Net income (loss)	—	—	—	171,813	—	—	—	(121)	171,692
Other comprehensive income (loss)	—	—	—	—	3,297	—	—	6	3,303
<b>Balance, December 31, 2022</b>	<b>124,061</b>	<b>\$ 1,289</b>	<b>\$ 1,291,363</b>	<b>\$ (4,236)</b>	<b>\$ (16,919)</b>	<b>4,852</b>	<b>\$ (105,099)</b>	<b>\$ (1,310)</b>	<b>\$ 1,165,088</b>
Proceeds from stock options exercised	35	—	239	—	—	—	—	—	239
Stock based compensation expense	—	—	15,065	—	—	—	—	—	15,065
Shares withheld for net settlements of share-based awards [1]	(383)	(4)	(3,439)	—	—	—	—	—	(3,443)
Restricted stock granted	1,758	18	(18)	—	—	—	—	—	—
Restricted stock canceled	(47)	—	—	—	—	—	—	—	—
Sale of treasury shares	642	—	(4,174)	—	—	(643)	9,924	—	5,750
Issuance of common stock (ESPP)	21	—	157	—	—	—	—	—	157
Net income (loss)	—	—	—	107,325	—	—	—	(142)	107,183
Other comprehensive income (loss)	—	—	—	—	277	—	—	(2)	275
<b>Balance, December 31, 2023</b>	<b>126,087</b>	<b>\$ 1,303</b>	<b>\$ 1,299,193</b>	<b>\$ 103,089</b>	<b>\$ (16,642)</b>	<b>4,209</b>	<b>\$ (95,175)</b>	<b>\$ (1,454)</b>	<b>\$ 1,290,314</b>

[1] During the years ended December 31, 2023, 2022 and 2021, the Company withheld shares through net share settlements to satisfy statutory tax withholding requirements upon vesting of shares of restricted stock held by employees.

[2] Represents reclassifications between equity and other non-current liabilities in connection with an Amended and Restated Executive Retirement Agreement with the Company's former CEO. The former CEO's retirement payment will no longer be settled with a fixed number of shares but will instead be paid in cash. Refer to Note 13 – Benefit Plans for further information.

The accompanying notes are an integral part of these consolidated financial statements.

**THE GEO GROUP, INC.**  
**NOTES TO CONSOLIDATED FINANCIAL STATEMENTS**  
**For the Years Ended December 31, 2023, 2022 and 2021**

**1. Summary of Business Organization, Operations and Significant Accounting Policies**

The GEO Group, Inc., a Florida corporation, and subsidiaries (the “Company” or “GEO”) specializes in the ownership, leasing and management of secure facilities, processing centers and reentry centers in the United States, Australia and South Africa. The Company owns, leases and operates a broad range of facilities including maximum, medium and minimum-security facilities, processing centers, as well as community-based reentry facilities and offers an expanded delivery of rehabilitation services under its 'GEO Continuum of Care' platform. The 'GEO Continuum of Care' platform integrates enhanced rehabilitative programs, which are evidence-based and include cognitive behavioral treatment and post-release services and provides academic and vocational classes in life skills and treatment programs while helping individuals reintegrate into their communities. The Company develops new facilities based on contract awards, using its project development expertise and experience to design, construct and finance what it believes are state-of-the-art facilities that maximize security and efficiency. The Company provides innovative compliance technologies, industry-leading monitoring services, and evidence-based supervision and treatment programs for community-based parolees, probationers and pretrial defendants. The Company also provides secure transportation services for offender and detainee populations as contracted domestically and in the United Kingdom through its joint venture GEOAmev Ltd. (“GEOAmev”). As of December 31, 2023, GEO's worldwide operations included the ownership and/or management of approximately 81,000 beds at 100 secure and community services facilities, including idle facilities and projects under development, and also includes the provision of reentry and electronic monitoring and supervision services for thousands of individuals, including an array of technology products including radio frequency, GPS, and alcohol monitoring devices.

GEO operated as a real estate investment trust ("REIT") from January 1, 2013 through December 31, 2020. As a REIT, the Company provided services and conducted other business activities through taxable REIT subsidiaries ("TRSs"). A TRS is a subsidiary of a REIT that is subject to applicable corporate income tax rates and certain qualification requirements. The Company's use of TRSs permitted GEO to engage in certain business activities in which the REIT could not engage directly, so long as those activities were conducted in entities that elected to be treated as TRSs under the Internal Revenue Code of 1986, as amended, and enabled GEO to, among other things, provide correctional services at facilities it owns and at facilities owned by its government partners. A TRS is not subject to the distribution requirements applicable to REITs so it may retain income generated by its operations for reinvestment.

On December 2, 2021, the Company announced that its Board unanimously approved a plan to terminate the Company's REIT status and become a taxable C Corporation, effective for the year ended December 31, 2021. As a result, the Company is no longer required to operate under REIT rules, including the requirement to distribute at least 90% of REIT taxable income to its stockholders, which provides the Company with greater flexibility to use its free cash flow. Effective January 1, 2021, the Company is subject to federal and state income taxes on its taxable income at applicable tax rates and is no longer entitled to a tax deduction for dividends paid. The Company operated as a REIT for the 2020 tax year, and existing REIT requirements and limitations remained in place until December 31, 2020. The Board also voted unanimously to discontinue the Company's quarterly dividend.

As a result of GEO's Board announcing the change in corporate structure to a taxable C Corporation in fiscal year 2021, the Company incurred a one-time, non-cash deferred tax charge of approximately \$70.8 million during the fourth quarter of 2021. GEO also incurred approximately \$29.3 million in incremental income tax expense in the fourth quarter of 2021 due to the resulting higher corporate tax rate for 2021, including a catch-up tax expense of approximately \$16.8 million in connection with the first three quarters of 2021.

The consolidated financial statements have been prepared in conformity with accounting principles generally accepted in the United States of America. The significant accounting policies of the Company are described below.

***Consolidation***

The accompanying consolidated financial statements include the accounts of the Company and its wholly owned subsidiaries. The equity method of accounting is used for investments in non-controlled affiliates in which the Company's ownership ranges from 20 to 50 percent, or in instances in which the Company is able to exercise significant influence but not control. The Company reports South Africa Custodial Services ("SACS") and its 50% owned joint venture in the United Kingdom, GEOAmev, under the equity method of accounting. Noncontrolling interests in consolidated entities represent equity that other investors have contributed to South Africa Custodial Management ("SACM"). Non-controlling interests are adjusted for income and losses allocable to the other shareholders in these entities. All significant intercompany balances and transactions have been eliminated.

### ***Reclassifications***

Certain amounts in the prior period financial statements have been reclassified to conform to the current period financial statements. These reclassifications had no effect on the previously reported results of operations and represent the reclassification of certain expenses from operating expenses to other income/expense that were not significant.

### ***Use of Estimates***

The preparation of financial statements in conformity with accounting principles generally accepted in the United States of America requires management to make certain estimates, judgments and assumptions that affect the reported amounts of assets and liabilities and disclosure of contingent assets and liabilities at the date of the financial statements and the reported amounts of revenues and expenses during the reporting period. The Company's significant estimates include reserves for self-insured retention related to general liability and workers' compensation insurance, projected cash flows used to evaluate asset impairment, useful lives of its property, equipment and intangible assets. These estimates and assumptions affect the reported amounts of assets and liabilities at the date of the financial statements and the reported amounts of revenues and expenses during the reporting period. While the Company believes that such estimates are reasonable when considered in conjunction with the consolidated financial statements taken as a whole, the actual amounts of such estimates, when known, will vary from these estimates. If actual results significantly differ from the Company's estimates, the Company's financial condition and results of operations could be materially impacted.

### ***Dividends***

As discussed above, on December 2, 2021, GEO's Board unanimously approved a plan to terminate the Company's REIT status and become a taxable C Corporation, effective for the year ended December 31, 2021. In connection with terminating the Company's REIT status, the Board also voted unanimously to discontinue the Company's quarterly dividend.

### ***Cash and Cash Equivalents***

Cash and cash equivalents include all interest-bearing deposits or investments with original maturities of three months or less when purchased. The Company maintains cash and cash equivalents with various financial institutions. These financial institutions are located throughout the United States, Australia, South Africa and the United Kingdom. As of December 31, 2023 and 2022, the Company had \$35.8 million and \$19.7 million in cash and cash equivalents held by its international subsidiaries, respectively.

### ***Concentration of Credit Risk***

The Company maintains deposits of cash in excess of federally insured limits with certain financial institutions and accordingly the Company is subject to credit risk. Other than cash, financial instruments that potentially subject the Company to concentrations of credit risk consist principally of trade accounts receivable, investments in marketable securities, long-term debt and financial instruments used in hedging activities. The Company's cash management and investment policies restrict investments to low-risk, highly liquid securities, and the Company performs periodic evaluations of the credit standing of the financial institutions with which it deals.

### ***Accounts Receivable***

Accounts receivable consists primarily of trade accounts receivable due from federal, state, local and international government agencies for operating and managing secure facilities, providing community-based services, providing electronic monitoring and supervision services, providing construction and design services and providing residential and transportation services. The Company generates receivables with its governmental clients and with other parties in the normal course of business as a result of billing and receiving payment. The Company regularly reviews outstanding receivables and provides for estimated losses through a credit loss reserve. In evaluating the level of credit loss reserves, the Company makes judgments regarding its customers' ability to make required payments, economic events and other factors. As the financial condition of these parties change, circumstances develop or additional information becomes available, adjustments to the credit loss reserve may be required. The Company also performs ongoing credit evaluations for some of its customers' financial conditions and generally does not require collateral. Generally, the Company receives payment for these services thirty to sixty days in arrears. However, certain of the Company's accounts receivable are paid by customers after the completion of their program year and therefore can be aged in excess of one year. The Company maintains reserves for potential credit losses, and such losses traditionally have been within its expectations. Actual write-offs are charged against the credit loss reserve when collection efforts have been unsuccessful. As of December 31, 2023 and 2022, the Company's trade receivables that were considered to be long-term were not significant.

### ***Restricted Cash and Cash Equivalents***

The following table provides a reconciliation of cash, cash equivalents and restricted cash and cash equivalents reported on the consolidated balance sheets that sum to the total of the same such amounts shown in the consolidated statements of cash flows:

	December 31, 2023	December 31, 2022	December 31, 2021
Cash and Cash Equivalents	\$ 93,971	\$ 95,073	\$ 506,491
Restricted cash and cash equivalents - current	—	—	20,161
Restricted cash and investments - non-current	135,968	111,691	76,158
Less Restricted investments - non-current	(70,072)	(62,921)	(54,488)
Total cash, cash equivalents and restricted cash and cash equivalents shown in the statement of cash flows	<u>\$ 159,867</u>	<u>\$ 143,843</u>	<u>\$ 548,322</u>

Amounts included in restricted cash and cash equivalents are attributable to certain contractual cash restriction requirements at the Company's wholly owned Australian subsidiary related to non-recourse debt (which were included in Restricted Cash and cash equivalents current) and asset replacement funds contractually required to be maintained and other guarantees. The Company sold shares/units in certain of its wholly owned Australian subsidiaries related to its Ravenhall facility in September 2022. Upon the sale, the restricted cash related to these subsidiaries was transferred to the buyer. As such, the Company has no current restricted cash and cash equivalents at December 31, 2023 or 2022. Refer to Note 16 - Commitments, Contingencies and Other Matters for further information. Restricted investments - non-current (included in Restricted Cash and Investments in the accompanying consolidated balance sheets) consists of the Company's rabbi trust established for an employee and employer contributions to The GEO Group, Inc. Non-qualified Deferred Compensation Plan, its rabbi trust established for its Executive Chairman's retirement account held in a money market fund, investments in equity and fixed income mutual funds and money market funds held in the Company's captive insurance subsidiary, Florina, and certain contractual cash requirements at the Company's wholly owned Australian subsidiary related to certain performance guarantees at its Ravenhall facility. The investments held in the rabbi trust related to The GEO Group, Inc. Non-Qualified Deferred Compensation Plan and the investments in equity and fixed income mutual funds held in Florina are restricted investments that are not considered to be restricted cash and cash equivalents in the accompanying consolidated statements of cash flows. Refer to Note 8 - Financial Instruments.

### ***Prepaid expenses and Other Current Assets***

Prepaid expenses and other current assets include assets that are expected to be realized within the next fiscal year. Prepaid expenses represents \$40.2 million and \$38.9 million of the total balance as of December 31, 2023 and 2022. Other current assets consist primarily of food and uniform inventory. Included in the balance at December 31, 2023 is approximately \$5.8 million of federal, state and international tax overpayments that will be applied against tax payments in 2024. Included in the balance at December 31, 2022 is approximately \$11.3 million of federal, state and international tax overpayments that were applied against tax payments in 2023.

### ***Inventory***

Inventory, which consists primarily of component parts related to electronic monitoring equipment, is stated at the lower of average cost or net realizable value and is approximately \$25.1 million and \$20.7 million at December 31, 2023 and 2022, respectively. Inventory is included in Other Non-Current Assets in the accompanying consolidated balance sheets.

### ***Property and Equipment***

Property and equipment are stated at cost, less accumulated amortization and depreciation. Depreciation is computed using the straight-line method over the estimated useful lives of the related assets. Buildings and improvements are depreciated over 2 to 50 years. Equipment and furniture and fixtures are depreciated over 3 to 10 years. Leasehold improvements are amortized on a straight-line basis over the shorter of the useful life of the improvement or the term of the lease. The Company performs ongoing evaluations of the estimated useful lives of the property and equipment for depreciation purposes. The estimated useful lives are determined and continually evaluated based on the period over which services are expected to be rendered by the asset. If the assessment indicates that assets will be used for a longer or shorter period than previously anticipated, the useful lives of the assets are revised, resulting in a change in estimate. The Company has not made any such changes in estimates during the years ended December 31, 2023, 2022 and 2021. Maintenance and repairs are expensed as incurred. Interest is capitalized in connection with the construction of company-owned secure facilities. Cost for self-constructed secure facilities includes direct materials and labor, capitalized interest and certain other indirect costs associated with construction of the facility, such as property taxes, other indirect labor and related benefits and payroll taxes. The Company begins the capitalization of costs during the pre-construction phase, which is the period during which costs are incurred to evaluate the site and continues until the facility is substantially complete and ready for occupancy. Labor costs capitalized for the years ended December 31, 2023, 2022 and 2021 were not significant. The capitalized costs of real estate projects

are assigned to individual components of the project based on specific identification. Capitalized interest is recorded as part of the asset to which it relates and is amortized over the asset's estimated useful life. Refer to Note 5 - Property and Equipment.

### Assets Held for Sale

At December 31, 2023, the Company had no properties classified as assets held for sale. As of December 31, 2022, the Company had one property classified as held for sale included in its U.S. Secure Services segment in the accompanying consolidated balance sheet. The Company classifies a long-lived asset (disposal group) as held for sale in the period in which all of the following criteria are met (i) Management, having the authority to approve the action, commits to a plan to sell the asset (disposal group), (ii) the asset (disposal group) is available for immediate sale in its present condition subject only to the terms that are usual and customary for sales of such assets (disposal groups), (iii) an active program to locate a buyer and other actions required to complete the plan to sell the asset (disposal group) have been initiated, (iv) the sale of the asset (disposal group) is probable, and transfer of the asset (disposal group) is expected to qualify for recognition as a completed sale, within one year, except as permitted, (v) the asset (disposal group) is being actively marketed for sale at a price that is reasonable in relation to its current fair value, and (vi) actions required to complete the plan indicate that it is unlikely that significant changes to the plan will be made or that the plan will be withdrawn. The Company records assets held for sale at the lower of cost or estimated fair value and estimates fair value by using third party appraisers or other valuation techniques. The Company does not record depreciation for assets held for sale. Any gain or loss on the sale of operating assets is included in the operating income of the reportable segment to which it relates.

The property that was classified as held for sale at December 31, 2022 was a parcel of undeveloped land located in Texas. At December 31, 2022, the aggregate carrying value of this property was approximately \$0.5 million.

### Asset Impairments

The following table summarizes the Company's idled facilities as of December 31, 2023 and their respective carrying values, excluding equipment and other assets that can be easily transferred to other facilities.

Facility	Year Idled	Secure Services Design Capacity	Reentry Services Design Capacity	Secure Services	Reentry Services	Total
				Net Carrying Value	Net Carrying Value	Net Carrying Value
				December 31, 2023	December 31, 2023	December 31, 2023
D. Ray James Correctional Facility	2021	1,900	-	49,743	-	49,743
Northlake Correctional Facility	2022	1,800	-	73,937	-	73,937
Rivers Correctional Facility	2021	1,450	-	36,234	-	36,234
Big Spring Correctional Facility	2021	1,732	-	30,186	-	30,186
Flightline Correctional Facility	2021	1,800	-	33,203	-	33,203
McFarland Female Community Reentry Facility	2020	300	-	10,360	-	10,360
Cheyenne Mountain Recovery Center [1]	2020	750	-	17,566	-	17,566
Hector Garza Center	2020	-	139	-	4,469	4,469
Delaney Hall	2023	-	1,200	-	25,368	25,368
Coleman Hall	2017	-	350	-	7,368	7,368
Total		9,732	1,689	\$ 251,229	\$ 37,205	\$ 288,434

[1] This facility is under a contract that is yet to be activated.

There was no indication of impairment related to the Company's idle facilities during the years ended December 31, 2023, 2022 or 2021.

The Company reviews long-lived assets to be held and used for impairment whenever events or changes in circumstances indicate that the carrying amount of such assets may not be fully recoverable. Events that would trigger an impairment assessment include deterioration of profits for a business segment that has long-lived assets, or when other changes occur that might impair recovery of long-lived assets such as the termination of a management contract or a prolonged decrease in population. If impairment indicators are present, the Company performs a recoverability test to determine whether or not an impairment loss should be measured.

The Company tests idle facilities for impairment upon notification that the facilities will no longer be utilized by the customer. If a long-lived asset is part of a group that includes other assets, the unit of accounting for the long-lived asset is its group. Generally, the Company groups assets by facility for the purpose of considering whether any impairment exists. The estimates of recoverability are based on projected undiscounted cash flows associated with actual marketing efforts where available or, in other instances, projected undiscounted cash flows that are comparable to historical cash flows from management contracts achieved in the past at that facility or at similar facilities and probability weighted cash flows. The Company's probability weighted cash flows include adjustments to projected cash flows compared to the historical cash flows due to current business conditions which impact per diem rates as well as labor and other operating costs, changes related to facility

mission due to changes in prospective clients, and changes in projected capacity and occupancy rates. The Company performs the impairment analysis on an annual basis, or more frequently as needed, for each of the idle facilities and takes into consideration updates each quarter for market developments affecting the potential utilization of each of the facilities in order to identify events that may cause the Company to reconsider the most recent assumptions. Such events could include negotiations with a prospective customer for the utilization of an idle facility at terms significantly less favorable than the terms used in the Company's most recent impairment analysis, or changes in legislation surrounding a particular facility that could impact the Company's ability to house certain types of individuals at such facility. Further, a substantial increase in the number of available beds at other facilities the Company owns, or in the marketplace, could lead to deterioration in market conditions and projected cash flows. Although they are not frequently received, an unsolicited offer to purchase any of the Company's idle facilities, at amounts that are less than their carrying value could also cause the Company to reconsider the assumptions used in the most recent impairment analysis. The Company has identified marketing prospects to utilize each of the remaining currently idled facilities and has determined that no current impairment exists. The Company has also received valuations from a third party on certain facilities. However, the Company can provide no assurance that it will be able to secure management contracts to utilize its idle facilities, or that it will not incur impairment charges in the future. In all cases, the undiscounted cash flows in the Company's analysis as of December 31, 2023, exceeded the carrying amounts of each facility, therefore no impairment charges were recorded.

The Company's evaluations also take into consideration historical experience in securing new facility management contracts to utilize facilities that had been previously idled for periods comparable to or in excess of the periods the Company's currently idle facilities have been idle. Such previously idled facilities are currently being operated under contracts that generate cash flows resulting in the recoverability of the net book value of the previously idled facilities by substantial amounts. Due to a variety of factors, the lead time to negotiate contracts with federal and state agencies to utilize idle bed capacity is generally lengthy which has historically resulted in periods of idleness similar to the ones the Company is currently experiencing.

By their nature, these estimates contain uncertainties with respect to the extent and timing of the respective cash flows due to potential delays or material changes to forecasted terms and conditions in contracts with prospective customers that could impact the estimate of projected cash flows. Notwithstanding the effects the current economy has had on the Company's customers for available beds in the short term which has led to the Company's decision to idle certain facilities, the Company believes the long-term trends favor an increase in the utilization of its idle facilities. This belief is also based on the Company's experience in working with governmental agencies faced with significant budgetary challenges which is a primary contributing factor to the lack of appropriated funding to build new bed capacity by federal and state agencies.

### *Leases*

The Company determines whether a contract is or contains a lease if the contract conveys the right to control the use of identified property, plant or equipment (an identified asset) for a period of time in exchange for consideration. For leases with terms greater than 12 months, the Company records the related asset and obligation at the present value of the lease payments over the term of the lease. Many of GEO's leases include rental escalation clauses, renewal options and/or termination options that are factored into the determination of lease payments when appropriate. Only renewal or termination options that are reasonably certain to be exercised by the Company are included in the lease term which is used in the calculation of lease liabilities and right-of-use assets. In addition, lease agreements may include periodic adjustments to payment amounts for inflation or other variables, or may require payments for taxes, insurance, maintenance or other expenses, which are generally referred to as non-lease components. The Company accounts for non-lease components together with the related lease components for all classes of leased assets. The Company does not typically enter into lease agreements that contain a residual guarantee or that provide for variable lease payments.

When available, the Company uses the rate implicit in the lease to discount lease payments to present value, however, most of GEO's lease agreements do not provide a readily determinable implicit rate. Therefore, the Company must estimate its incremental borrowing rate to discount the lease payments based on information available at lease commencement.

For leases where the Company is the lessor, upon adoption of ASC 842, the Company elected to also apply the practical expedient to not separate non-lease components from the associated lease component if certain criteria are met for each class of underlying assets. Lease components are elements of an arrangement that provide the customer with the right to use an identified asset. Non-lease components are distinct elements of a contract that are not related to securing the use of the leased asset and revenue is recognized in accordance with ASC 606. The Company considers common area maintenance ("CAM") and service income associated with tenant work orders to be non-lease components because they represent delivery of a separate service but are not considered a cost of securing the identified asset. In the case of the Company's business, the identified asset would be the leased real estate. The Company assessed and concluded that the timing and pattern of transfer for non-lease components and the associated lease component are the same. The Company determined that the predominant component was the lease component and as such its leases continue to qualify as operating leases. The Company made a policy election to account for and present the lease component and the non-lease component as a single component in revenue.

***Assets Held under Finance Leases***

Assets held under finance leases are recorded at the lower of the net present value of the minimum lease payments or the fair value of the leased asset at the inception of the lease. Amortization expense is recognized using the straight-line method over the shorter of the estimated useful life of the asset or the term of the related lease and is included in depreciation expense.

***Goodwill and Other Intangible Assets, Net******Goodwill***

The Company has recorded goodwill as a result of its business combinations. Goodwill is recorded as the difference, if any, between the aggregate consideration paid for an acquisition and the fair value of the net tangible assets and other intangible assets acquired. The Company's goodwill is not amortized and is tested for impairment annually on the first day of the fourth quarter, and whenever events or circumstances arise that indicate impairment may have occurred. Impairment testing is performed for all reporting units that contain goodwill. The reporting units are the same as the reportable segments for U.S. Secure Services, Electronic Monitoring and Supervision Services, Reentry Services and International Services.

On the annual measurement date of October 1, 2023, the Company's management elected to qualitatively assess the Company's goodwill for impairment for two of its reporting units. Under provisions of the qualitative analysis, when testing goodwill for impairment, the Company first assesses qualitative factors to determine whether the existence of events or circumstances leads to a determination that it is more likely than not that the fair value of a reporting unit is less than its carrying amount. If, after assessing the totality of events or circumstances, the Company determines it is more likely than not that the fair value of a reporting unit is less than its carrying amount, the Company performs a quantitative impairment test to identify goodwill impairment and measures the amount of goodwill impairment loss to be recognized, if any. The Company will also perform a quantitative test if it has been several years since the last one. The qualitative factors used by the Company's management to determine the likelihood that the fair value of the reporting unit is less than the carrying amount include, among other things, a review of overall economic conditions and their current and future impact on the Company's existing business, the Company's financial performance and stock price, industry outlook and market competition. With respect to the qualitative assessments, management determined that, as of October 1, 2023, it was more likely than not that the fair values of the reporting units exceeded their carrying values. The Company performed a quantitative analysis for its Electronic Monitoring and Supervision Services reporting unit using a third-party valuation firm to determine the estimated fair value of the reporting unit using a discounted cash flow model. A discount rate of 11.5% was utilized to adjust the cash flow forecasts based on the Company's estimate of a market participant's weighted-average cost of capital. Growth rates for sales and profits were determined using inputs from the Company's long-term planning process. The Company also made estimates for discount rates and other factors based on market conditions, historical experience and other economic factors. Changes in these factors could significantly impact the fair value of the reporting unit. With respect to the Electronic Monitoring and Supervision Services reporting unit that was assessed quantitatively, management determined that the fair value exceeded its carrying value by a significant amount. A significant change in one or combination of the assumptions discussed above could have impacted the estimated fair value of the reporting unit. If the Company's expectations of future results and cash flows decrease significantly or other economic conditions deteriorate, goodwill may be further impaired. No impairment charges were recorded for the years ended December 31, 2023, 2022 or 2021.

***Other Intangible Assets, Net***

The Company has also recorded other finite and indefinite lived intangible assets as a result of previously completed business combinations. Other acquired finite and indefinite lived intangible assets are recognized separately if the benefit of the intangible asset is obtained through contractual or other legal rights, or if the intangible asset can be sold, transferred, licensed, rented or exchanged, regardless of the Company's intent to do so. The Company's intangible assets include facility management contracts, trade names and technology. The facility management contracts represent customer relationships in the form of management contracts acquired at the time of each business combination; the value of BI's and Protocol Criminal Justice, Inc.'s ("Protocol") trade names represent, among other intangible benefits, name recognition to its customers and intellectual property rights; and the acquired technology represented BI's innovation with respect to its GPS tracking, monitoring, radio frequency monitoring, voice verification monitoring and alcohol compliance systems which became fully amortized as of December 31, 2023. When establishing useful lives, the Company considers the period and the pattern in which the economic benefits of the intangible asset are consumed or otherwise used up; or, if that pattern cannot be reliably determined, using a straight-line amortization method over a period that may be shorter than the ultimate life of such intangible asset. The Company also considers the impact of renewal terms when establishing useful lives. The Company currently amortizes its acquired facility management contracts over periods ranging from three to twenty-one years and its acquired technology over seven years to eight years. There is no residual value associated with the Company's finite-lived intangible assets. The Company reviews its trade name assets for impairment whenever events or changes in circumstances indicate that the carrying amount of such assets may not be fully recoverable. The Company does not amortize its indefinite lived intangible assets. The Company reviews its indefinite lived intangible assets annually or more frequently if events or changes in circumstances indicate that the asset might be impaired. The qualitative factors used by GEO's management to determine the likelihood that the fair value of the reporting unit is less than the carrying amount include, among other things, a review of overall economic conditions and their current and future impact on our existing business, our financial performance and stock price, industry outlook and market competition. These reviews resulted in no significant

impairment to the carrying value of the indefinite lived intangible assets for all periods presented. The Company records the costs associated with renewal and extension of facility management contracts as expenses in the period they are incurred.

### *Internal-Use Software*

Costs incurred to develop software for internal use are capitalized and amortized over the estimated useful lives of the software. Costs related to design or maintenance of internal-use software are expensed as incurred. As of December 31, 2023 and 2022, included in Property and Equipment, Net is approximately \$12.6 million and \$9.9 million of capitalized internal-use software costs, respectively.

### *Debt Issuance Costs*

Debt issuance costs, net of accumulated amortization of \$15.3 million and \$44.1 million, totaling \$43.8 million and \$32.5 million at December 31, 2023 and 2022, respectively, are included in Long-Term Debt, Non-Recourse Debt and Other Non-Current Assets in the accompanying Consolidated Balance Sheets and are amortized to interest expense using the effective interest method over the term of the related debt. Refer to Note 11 - Debt for discussion of debt issuance costs written off in connection with the Company's exchange offer.

### *Lease Revenue*

The Company leases nine of its owned facilities to unrelated parties. Six of which have a month to month term through June 2024. The carrying value of these leased facilities as of December 31, 2023 is \$47.0 million, net of accumulated depreciation of \$24.2 million. For the additional three leased facilities, one facility has a term that expires in February 2025. The carrying value of this leased facility as of December 31, 2023 was \$1.9 million, net of accumulated depreciation of \$0.7 million. One facility has a term of sixty-six months with one-year renewal options which base term expires in October 2028. The carrying value of this leased facility as of December 31, 2023 was \$76.0 million, net of accumulated depreciation of \$32.8 million. The remaining facility has a term of twenty years with renewals and expires in October 2041. The carrying value of this leased facility as of December 31, 2023 was \$21.7 million, net of accumulated depreciation of \$17.0 million. Rental income, included in Revenues, for leased facilities for the years ended December 31, 2023, 2022 and 2021 was approximately \$11.4 million, \$5.6 million and \$1.8 million. As of December 31, 2023, future minimum rentals to be received on these leases are as follows:

Year	Annual Rental (in thousands)
2024	\$ 13,588
2025	12,457
2026	12,525
2027	12,539
2028	11,214
Thereafter	58,162
<b>Total</b>	<b>\$ 120,485</b>

### *Variable Interest Entities*

The Company evaluates its joint ventures and other entities in which it has a variable interest (a "VIE"), generally in the form of investments, loans, guarantees, or equity in order to determine if it has a controlling financial interest and is required to consolidate the entity as a result. The reporting entity with a variable interest that provides the entity with a controlling financial interest in the VIE will have both of the following characteristics: (i) the power to direct the activities of a VIE that most significantly impact the VIE's economic performance and (ii) the obligation to absorb the losses of the VIE that could potentially be significant to the VIE or the right to receive benefits from the VIE that could potentially be significant to the VIE.

The Company does not consolidate its 50% owned South African joint venture interest in SACS, a VIE. SACS joint venture investors are GEO and Kensani Corrections, Pty. Ltd (an independent third party); each partner owns a 50% share. The Company has determined it is not the primary beneficiary of SACS since it does not have the power to direct the activities of SACS that most significantly impact its performance. As such, the Company's investment in this entity is accounted for under the equity method of accounting. SACS was established and subsequently, in 2001, was awarded a 25-year contract to design, finance and build the Kutama Sinthumule Correctional Centre in Louis Trichardt, South Africa. To fund the construction of the prison, SACS obtained long-term financing from its equity partners and lenders, the repayment of which is fully guaranteed by the South African government, except in the event of default, in which case the government guarantee is reduced to 80%. The Company's maximum exposure for loss under this contract is limited to its investment in the joint venture of approximately \$9.1 million at December 31, 2023.



The Company does not consolidate its 50% owned joint venture in the United Kingdom. In February 2011, GEO UK, executed a Shareholders Agreement (the “Shareholders Agreement”) with Amey Community Limited (“Amey”) and Amey UK PLC (“Amey Guarantor”) to form GEOAmey, a private company limited by shares incorporated in England and Wales. GEOAmey was formed by GEO UK and Amey (an independent third party) for the purpose of performing escort and related custody services in England, Wales and Scotland. In order to form this private company, GEOAmey issued share capital of £100 divided into 100 shares of £1 each and allocated the shares 50/50 to GEO UK and Amey. GEO UK and Amey each have three directors appointed to the Board of Directors and neither party has the power to direct the activities that most significantly impact the performance of GEOAmey. As such, the Company's investment in this entity is accounted for under the equity method of accounting. The Company's maximum exposure for loss under this contract is limited to its investment in the joint venture of approximately \$11.2 million at December 31, 2023.

### ***Fair Value Measurements***

The Company defines fair value as the price that would be received to sell an asset or paid to transfer a liability in an orderly transaction between market participants at the measurement date (“exit price”). The Company carries certain of its assets and liabilities at fair value, measured on a recurring basis, in the accompanying Consolidated Balance Sheets. The Company also has certain assets and liabilities which are not carried at fair value in its accompanying Consolidated Balance Sheets and discloses the fair value measurements compared to the carrying values as of each balance sheet date. The Company's fair value measurements are disclosed in Note 8 - Financial Instruments and Note 9 - Fair Value of Assets and Liabilities. The Company establishes fair value of its assets and liabilities using a fair value hierarchy that prioritizes the inputs to valuation techniques used to measure fair value into three broad levels which distinguish between assumptions based on market data (observable inputs) and the Company's assumptions (unobservable inputs). The level in the fair value hierarchy within which the respective fair value measurement falls is determined based on the lowest level input that is significant to the measurement in its entirety. Level 1 inputs are quoted market prices in active markets for identical assets or liabilities. Level 2 inputs are other than quotable market prices included in Level 1 that are observable for the asset or liability either directly or indirectly through corroboration with observable market data. Level 3 inputs are unobservable inputs for the assets or liabilities that reflect management's own assumptions about the assumptions market participants would use in pricing the asset or liability. The Company recognizes transfers between Levels 1, 2 and 3 as of the actual date of the event or change in circumstances that cause the transfer.

### ***Revenue Recognition***

Revenue is recognized when control of the promised goods or services is transferred to GEO's customers, in an amount that reflects the consideration GEO expects to be entitled to in exchange for those goods or services. Sales, value-added and other taxes GEO collects concurrent with revenue producing activities and that are subsequently remitted to governmental authorities are excluded from revenues. The guidance distinguishes between goods and services. The definition of services under the guidance includes everything other than goods. As such, in the case of GEO, this guidance views the provision of housing and electronic monitoring as a service.

When a contract includes variable consideration, GEO determines an estimate of the variable consideration and evaluates whether the estimate needs to be constrained; therefore, GEO includes the variable consideration in the transaction price only to the extent that it is probable that a significant reversal of the amount of cumulative revenue recognized will not occur when the uncertainty associated with the variable consideration is subsequently resolved. Variable consideration estimates are updated at each reporting date. One of GEO's international contracts, related to its Ravenhall facility (discussed further below), contains a provision where a significant portion of the revenue for the contract is based on the performance of certain targets. These performance targets are based on specific criteria to be met over specific periods of time. Such criteria include the Company's ability to achieve certain contractual benchmarks relative to the quality of service it provides, non-occurrence of certain disruptive events, effectiveness of its quality control programs and its responsiveness to customer requirements. The performance of these targets is measured quarterly and there was no significant constraint on the estimate of such variable consideration for this contract during the years ended December 31, 2023, 2022 and 2021.

GEO does not disclose the value of unsatisfied performance obligations for (i) contracts with an expected length of one year or less and (ii) contracts for which revenue is recognized at the amount to which GEO has the right to invoice for services performed, which is generally the case for all of GEO's contracts. Incidental items that are immaterial in the context of the contract are recognized as expense. GEO generally does not incur incremental costs related to obtaining a contract with its customers that would meet the requirement for capitalization. There were no assets recognized from costs to obtain a contract with a customer at December 31, 2023 or 2022.

The timing of revenue recognition may differ from the timing of invoicing to customers. GEO records a receivable when services are performed which are due from its customers based on the passage of time. GEO records a contract liability if consideration is received in advance of the performance of services. Generally, GEO's customers do not provide payment in advance of the performance of services. Therefore, any contract liability is not significant at December 31, 2023 or 2022. Revenue recognized during the years ended December 31, 2023 and 2022 that was included in the opening balance of unearned revenue was not significant. There have been no significant amounts of revenue recorded in the periods presented from performance obligations either wholly or partially satisfied in prior periods.

The right to consideration under GEO's contracts is only dependent on the passage of time and is therefore considered to be unconditional. Payment terms and conditions vary by contract type although terms generally include a requirement of payment within 30 days after performance obligations are satisfied and generally do not include a significant financing component. There have been no significant changes in receivables or unearned revenue balances during the periods other than regular invoicing and collection activity.

The following table disaggregates GEO's revenue by major source and also provides a reconciliation with revenue information disclosed for reportable segments in Note 14 - Business Segments and Geographic Information:

	Year Ended December 31, 2023 (in thousands)				
	U.S. Secure Services	Electronic Monitoring and Supervision Services	Reentry Services	International	Total
Owned and Leased: Secure Services	\$ 1,140,548	\$ —	\$ —	\$ —	\$ 1,140,548
Owned and Leased: Community-based	—	—	166,987	—	166,987
Managed Only	377,744	—	5,093	193,894	576,731
Electronic Monitoring Services and Other Reentry	—	425,879	103,022	—	528,901
<b>Total Revenues</b>	<b>\$ 1,518,292</b>	<b>\$ 425,879</b>	<b>\$ 275,102</b>	<b>\$ 193,894</b>	<b>\$ 2,413,167</b>

	Year Ended December 31, 2022 (in thousands)				
	U.S. Secure Services	Electronic Monitoring and Supervision Services	Reentry Services	International	Total
Owned and Leased - Secure Services	\$ 1,109,923	\$ —	\$ —	\$ —	\$ 1,109,923
Owned and Leased - Community-based	—	—	155,932	—	155,932
Owned and Leased - Youth Services	—	—	—	—	—
Managed Only	327,908	—	6,913	187,200	522,021
Electronic Monitoring Services and Other Reentry	—	496,268	92,583	—	588,851
<b>Total Revenues</b>	<b>\$ 1,437,831</b>	<b>\$ 496,268</b>	<b>\$ 255,428</b>	<b>\$ 187,200</b>	<b>\$ 2,376,727</b>

	Year Ended December 31, 2021 (in thousands)				
	U.S. Secure Services	Electronic Monitoring and Supervision Services	Reentry Services	International	Total
Owned and Leased - Secure Services	\$ 1,127,688	\$ —	\$ —	\$ —	\$ 1,127,688
Owned and Leased - Community-based	—	—	150,888	—	150,888
Owned and Leased - Youth Services	—	—	33,920	—	33,920
Managed Only	361,248	—	3,977	213,849	579,074
Electronic Monitoring Services and Other Reentry	—	278,934	86,108	—	365,042
<b>Total Revenues</b>	<b>\$ 1,488,936</b>	<b>\$ 278,934</b>	<b>\$ 274,893</b>	<b>\$ 213,849</b>	<b>\$ 2,256,612</b>

### Owned and Leased - Secure Services

GEO recognizes revenue for secure housing services where GEO owns or leases the facility as services are performed. GEO provides for the safe and secure housing and care of incarcerated individuals under public-private partnerships with federal, state and local government agencies. This includes providing 24-hour care and supervision, including but not limited to, such services as medical, transportation, food service, laundry services and various programming activities. These tasks are considered to be activities to fulfill the safe and secure housing performance obligation and are not considered to be individually separate promises in the contract. Each of these activities is highly interrelated and GEO performs a significant level of integration of these activities. GEO has identified these activities as a bundle of services and determined that each day of the promised service is distinct. The services provided are part of a series of distinct services that are substantially the same and are measured using the same measure of progress (time-based output method). GEO has determined that revenue for these services are recognized over time as its customers simultaneously receive and consume the benefits as the services are performed, which is on a continual daily basis, and GEO has a right to payment for performance completed to date. Time-based output methods of revenue recognition are considered to be a faithful depiction of GEO's efforts to fulfill its obligations under its contracts and therefore reflect the transfer of services to its customers. GEO's customers generally pay for these services based on a net rate per day per individual or on a fixed monthly rate.

### **Owned and Leased - Community-based**

GEO recognizes revenue for community-based reentry services where GEO owns or leases the facility in a manner similar to its secure services discussed above. GEO provides individuals nearing the end of their judicially imposed sentence with the resources necessary to productively transition back into society. Through its residential reentry centers, GEO provides federal and state parolees and probationers with temporary housing, rehabilitation, substance abuse counseling and vocational and educational programs. These activities are considered to be a bundle of services which are a part of a series of distinct services recognized over time based on the same criteria as discussed above for secure services revenues. GEO's customers also generally pay for these services based on a net rate per day per individual or on a fixed monthly rate.

### **Owned and Leased - Youth Services**

GEO recognized revenues for youth services where GEO owned or leased the facility in the same manner as discussed above for the housing, supervision, care and rehabilitation of troubled youth residents. The activities to house and care for troubled youth residents were also considered to be a bundle of services which are part of a series of distinct services recognized over time based on the same criteria discussed for the previous two revenue streams. GEO's customers generally paid for these services based on a net rate per day per individual. On July 1, 2021, the Company completed a divestiture of its youth division.

### **Managed Only**

GEO recognizes revenue for its managed only contracts in the same manner as its Owned and Leased Secure Services and Owned and Leased Community-based contracts as discussed above. The primary exception is that GEO does not own or lease the facility. The facility is owned by the customer. In certain circumstances, GEO's customers may request that GEO make certain capital improvements to the facility or make other payments related to the facility. These payments are amortized as a reduction of revenues over the life of the contract. GEO's customers generally pay for these services based on a net rate per day per individual or a fixed monthly rate.

### **Electronic Monitoring and Supervision Services and Other Reentry**

Electronic Monitoring and Supervision Services and Other Reentry revenue consist of the Company's contracts with federal and various state and local governments to provide location, alcohol and drug detecting electronic monitoring and case management services to individuals on an as needed or as requested basis. This category also includes the Company's day reporting centers.

GEO recognizes revenues for electronic monitoring and case management services as the services are performed. Services provided consist of community-based supervision (home visits), in-person reporting, telephonic reporting and GPS and other electronic monitoring as well as overall contract management services. The rates for the various services are considered to be stated at their individual stand-alone selling prices. GEO has determined that the services to be provided are recognized over time based on the unit of occurrence of the various services as its customer simultaneously receives and consumes the benefits as the services are performed and GEO has a right to payment for performance completed to date. Generally, these services are paid based on a net rate per occurrence and a monthly fee for management services.

Certain of the Company's electronic monitoring contracts include providing monitoring equipment and related monitoring services activities (using internal proprietary software platforms) to its customers. These tasks are considered to be activities to fulfill the promise to provide electronic monitoring services to individuals and are not considered to be individually separate promises in the contract. In the context of the contract, the equipment and monitoring service is not considered to be capable of being distinct as the customer typically cannot benefit from the equipment or monitoring service on its own or with other readily available resources. Management has identified these activities as a bundle of services and determined that each day or unit of the promised service is distinct. These services are part of a series of distinct services that are substantially the same and are measured using the same measure of progress (time-based output method) and are therefore accounted for as a single performance obligation. GEO has determined that services are recognized over time as the customer simultaneously receives and consumes the benefits as the services are performed and GEO has a right to payment for performance completed to date.

Services provided for GEO's day reporting centers are similar to its Owned and Leased Community-based services discussed above with the exception of temporary housing.

### ***Income Taxes***

The consolidated financial statements reflect provisions for federal, state, local and foreign income taxes. The Company recognizes deferred tax assets and liabilities for the future tax consequences attributable to differences between the financial statement carrying amounts of existing assets and liabilities and their respective tax basis, as well as operating loss and tax credit carryforwards. The Company measures deferred tax assets and liabilities using enacted tax rates expected to apply to taxable income in the years in which those temporary differences and carryforwards are expected to be recovered or settled. The effect on deferred tax assets and liabilities as a result of a change in tax rates is recognized as income in the period that includes the enactment date. Refer to Note 16 - Income Taxes. For years prior to 2021, the Company was taxed as a REIT and did not expect to pay federal income taxes at the REIT level (including its qualified REIT subsidiaries). However, our

wholly owned taxable REIT subsidiaries were fully subject to federal, state and foreign income taxes, as applicable. While a REIT, the Company was required to distribute at least 90% of its REIT level taxable income to shareholders, and the resulting dividends paid deduction offset its REIT taxable income. Consequently, while a REIT, since the Company did not expect to pay taxes on its REIT taxable income, it was not able to recognize deferred tax assets and liabilities.

Deferred income taxes are determined based on the estimated future tax effects of differences between the financial statement and tax basis of assets and liabilities given the provisions of enacted tax laws. Significant judgments are required to determine the consolidated provision for income taxes. Deferred income tax provisions and benefits are based on changes to the assets or liabilities from year to year. Realization of the Company's deferred tax assets is dependent upon many factors such as tax regulations applicable to the jurisdictions in which the Company operates, estimates of future taxable income and the character of such taxable income.

Additionally, the Company must use judgment in addressing uncertainties in the application of complex tax laws and regulations. If actual circumstances differ from the Company's assumptions, adjustments to the carrying value of deferred tax assets or liabilities may be required, which may result in an adverse impact on the results of its operations and its effective tax rate. Valuation allowances are recorded related to deferred tax assets based on the "more likely than not" criteria. The Company has not made any significant changes to the way it accounts for its deferred tax assets and liabilities in any year presented in the consolidated financial statements. Based on its estimate of future earnings and its favorable earnings history, the Company currently expects full realization of the deferred tax assets net of any recorded valuation allowances. Furthermore, tax positions taken by the Company may not be fully sustained upon examination by the taxing authorities. In determining the adequacy of our provision (benefit) for income taxes, potential settlement outcomes resulting from income tax examinations are regularly assessed. As such, the final outcome of tax examinations, including the total amount payable or the timing of any such payments upon resolution of these issues, cannot be estimated with certainty.

### ***Reserves for Insurance Losses***

The nature of the Company's business exposes it to various types of third-party legal claims, including, but not limited to, civil rights claims relating to conditions of confinement and/or mistreatment, sexual misconduct claims brought by individuals within our care, medical malpractice claims, product liability claims, intellectual property infringement claims, claims relating to employment matters (including, but not limited to, employment discrimination claims, union grievances and wage and hour claims), property loss claims, environmental claims, automobile liability claims, contractual claims and claims for personal injury or other damages resulting from contact with our facilities, programs, electronic monitoring products, personnel or individuals within our care, including damages arising from the escape of an individual in the Company's care or from a disturbance or riot at a facility. In addition, the Company's management contracts generally require it to indemnify the governmental agency against any damages to which the governmental agency may be subject in connection with such claims or litigation. The Company maintains a broad program of insurance coverage for these general types of claims, except for claims relating to employment matters, for which the Company carries no insurance. There can be no assurance that the Company's insurance coverage will be adequate to cover all claims to which it may be exposed. It is the Company's general practice to bring merged or acquired companies into its corporate master policies in order to take advantage of certain economies of scale.

On October 1, 2021, GEO formed a wholly owned captive insurance subsidiary, Florina Insurance Company, Inc. ("Florina"), to enhance its risk financing strategies. Florina is incorporated in the state of Vermont and is licensed and regulated by the state of Vermont, including with respect to its insurance programs, levels of liquidity and other requirements. GEO began procuring insurance policies to cover deductibles for workers' compensation, general liability, automobile liability, medical professional liability and directors' and officers' liability as well as procuring insurance policies for excess liability and excess medical professional liability through Florina effective October 1, 2021. Florina holds cash and investments in order to meet solvency requirements and meet financial obligations as presented, including an investment portfolio of marketable fixed income and equity securities.

The Company currently maintains a general liability policy and excess liability policies with total limits of \$75.0 million per occurrence and \$95.0 million total general liability annual aggregate limits covering the operations of U.S. Secure Services, Reentry Services and Electronic Monitoring and Supervision Services. The Company has an occurrence based liability insurance program with a specific loss limit of \$40.0 million per occurrence and in the aggregate related to medical professional liability claims arising out of correctional healthcare services. The Company is uninsured for any claims in excess of these limits. We also maintain insurance to cover property and other casualty risks including, workers' compensation, environmental liability, cybersecurity liability and automobile liability.

For most casualty insurance policies, the Company carries substantial deductibles or self-insured retentions of \$4.0 million per occurrence for general liability and \$5.0 million per occurrence for medical professional liability, \$2.0 million per occurrence for workers' compensation, \$2.5 million per occurrence for directors' and officers' liability and \$1.0 million per occurrence for automobile liability. In addition, certain of the Company's facilities located in Florida and other high-risk hurricane areas carry substantial windstorm deductibles. Since hurricanes are considered unpredictable future events, no reserves have been established to pre-fund for potential windstorm damage.

Limited commercial availability of certain types of insurance relating to windstorm exposure in coastal areas and earthquake exposure mainly in California and the Pacific Northwest may prevent the Company from insuring some of its facilities to full replacement value.

With respect to operations in South Africa and Australia, the Company utilizes a combination of locally procured insurance and global policies to meet contractual insurance requirements and protect the Company.

Of the insurance policies discussed above, the Company's most significant insurance reserves relate to workers' compensation, general liability and auto claims. These reserves, which include Florina's reserves and GEO's legacy reserves and administrative costs for the plans, are undiscounted and were \$65.6 million and \$79.0 million as of December 31, 2023 and 2022, respectively, and are included in Accrued Expenses in the accompanying Consolidated Balance Sheets. The Company uses statistical and actuarial methods to estimate amounts for claims that have been reported but not paid and claims incurred but not reported. In applying these methods and assessing their results, the Company considers such factors as historical frequency and severity of claims at each of its facilities, claim development, payment patterns and changes in the nature of its business, among other factors. Such factors are analyzed for each of the Company's business segments. The Company estimates may be impacted by such factors as increases in the market price for medical services and unpredictability of the size of jury awards. The Company also may experience variability between its estimates and the actual settlement due to limitations inherent in the estimation process, including its ability to estimate costs of processing and settling claims in a timely manner as well as its ability to accurately estimate the Company's exposure at the onset of a claim. Because the Company has high deductible insurance policies, the amount of its insurance expense is dependent on its ability to control its claims experience. If actual losses related to insurance claims significantly differ from the Company's estimates, its financial condition, results of operations and cash flows could be materially adversely impacted.

### *Comprehensive Income (Loss)*

Comprehensive income (loss) represents the change in shareholders' equity from transactions and other events and circumstances arising from non-shareholder sources. The Company's total comprehensive income is comprised of net income attributable to GEO, net income attributable to noncontrolling interests, foreign currency translation adjustments that arise from consolidating foreign operations that do not impact cash flows, net unrealized gains and/ or losses on derivative instruments, and pension liability adjustments in the consolidated statements of shareholders' equity.

The components of accumulated other comprehensive loss attributable to GEO included in the consolidated statement of shareholders' equity are as follows (in thousands):

	Foreign currency translation adjustments attributable to The GEO Group, Inc.	Unrealized (loss) gain on derivatives, net of tax	Change Marketable Securities, net of tax	Pension adjustments, net of tax	Total
Balance, January 1, 2023	\$ (20,015)	\$ 3,645	\$ (953)	\$ 404	\$ (16,919)
Current-period other comprehensive income (loss)	260	(604)	953	(332)	277
Balance, December 31, 2023	<u>\$ (19,755)</u>	<u>\$ 3,041</u>	<u>\$ —</u>	<u>\$ 72</u>	<u>\$ (16,642)</u>

	Foreign currency translation adjustments attributable to The GEO Group, Inc.	Unrealized loss on derivatives, net of tax	Change Marketable Securities, net of tax	Pension adjustments, net of tax	Total
Balance, January 1, 2022	\$ (12,461)	\$ (2,524)	\$ 7	\$ (5,238)	\$ (20,216)
Current-period other comprehensive income (loss)	(7,554)	6,169	(960)	5,642	3,297
Balance, December 31, 2022	<u>\$ (20,015)</u>	<u>\$ 3,645</u>	<u>\$ (953)</u>	<u>\$ 404</u>	<u>\$ (16,919)</u>

There were no reclassifications out of accumulated other comprehensive income (loss) during the years ended December 31, 2023 or 2022.

The foreign currency translation adjustment, net of tax, related to noncontrolling interests was not significant for the years ended December 31, 2023 or 2022.

### ***Foreign Currency Translation***

The Company's foreign operations use their local currencies as their functional currencies. Assets and liabilities of the operations are translated at the exchange rates in effect on the balance sheet date and shareholders' equity is translated at historical rates. Income statement items are translated at the average exchange rates for the year. Any adjustment resulting from translating the financial statements of the foreign subsidiary is reflected as other comprehensive income, net of related tax. Gains and losses on foreign currency transactions are included in the statement of operations.

### ***Derivatives***

The Company's primary objective in holding derivatives is to reduce the volatility of earnings and cash flows associated with changes in interest rates. The Company measures its derivative financial instruments at fair value and records derivatives as either assets or liabilities on the balance sheet. For derivatives that are designed as and qualify as effective cash flow hedges, the portion of gain or loss on the derivative instrument effective at offsetting changes in the hedged item is reported as a component of accumulated other comprehensive income and reclassified into earnings when the hedged transaction affects earnings. For derivative instruments that are designated as and qualify as effective fair value hedges, the gain or loss on the derivative instruments as well as the offsetting gain or loss on the hedged items attributable to the hedged risk is recognized in current earnings as interest income (expense) during the period of the change in fair values. For derivative instruments that do not meet the requirements for hedge accounting, changes in fair value are recorded in earnings. Derivative instruments are classified in the same category as cash flows from the items being hedged and any related gains and losses are reported as financing activities in the Consolidated Statement of Cash Flows.

The Company formally documents all relationships between hedging instruments and hedge items, as well as its risk-management objective and strategy for undertaking various hedge transactions. This process includes attributing all derivatives that are designated as cash flow hedges to floating rate liabilities and attributing all derivatives that are designated as fair value hedges to fixed rate liabilities. The Company also assesses whether each derivative is highly effective in offsetting changes in the cash flows of the hedged item. Fluctuations in the value of the derivative instruments are generally offset by changes in the hedged item; however, if it is determined that a derivative is not highly effective as a hedge or if a derivative ceases to be a highly effective hedge, the Company will discontinue hedge accounting prospectively for the affected derivative.

### ***Stock-Based Compensation Expense***

The Company recognizes the cost of stock-based compensation awards based upon the grant date fair value of those awards. The impact of forfeitures that may occur prior to vesting is also estimated and considered in the amount recognized. Stock-based compensation expense is recognized ratably over the requisite service period, which is typically the vesting period.

The fair value of stock-based option awards was estimated using the Black-Scholes option-pricing model with the following weighted average assumptions for options awarded during years 2023, 2022 and 2021:

	2023	2022	2021
Risk free interest rates	4.27%	1.56%	0.24%
Expected term	4-5 years	4-5 years	4-5 years
Expected volatility	52%	48%	43%
Expected dividend rate [1]	—	—	13.30%

[1] As previously discussed, the Board elected to terminate the Company's REIT election and discontinue its quarterly dividend. The assumptions above were used to determine the fair value of stock-based option awards granted prior to the Board's suspension and discontinuation of quarterly dividends.

The Company uses historical data to estimate award exercises and employee terminations/forfeitures within the valuation model. The expected term of the awards represents the period of time that awards granted are expected to be outstanding and is based on historical data and expected holding periods. The maximum contractual term of stock-based option awards is ten years. The Company issues shares of its common stock upon the exercise of stock-based option awards out of its reserve established for its Amended and Restated 2018 Stock Option Incentive Plan.

For restricted stock share-based awards that contain a performance condition, the achievement of the targets must be probable before any share-based compensation is recorded. If subsequent to the initial measurement there is a change in the estimate of the probability of meeting the performance condition, the effect of the change in the estimated quantity of awards expected to vest is recognized by cumulatively adjusting

compensation expense. If ultimately the performance targets are not met, for any awards where vesting was previously deemed probable, previously recognized compensation expense will be reversed in the period in which vesting is no longer deemed probable.

For restricted stock share-based awards that contain a market condition, the probability of satisfying the market condition is considered in the estimate of grant-date fair value and previously recorded compensation expense is not reversed if the market condition is never met. The fair value of restricted stock awards granted in 2023, 2022 and 2021 with market-based performance conditions was determined based on a Monte Carlo simulation, which calculates a range of possible outcomes and the probabilities that they will occur, using the following average key assumptions:

	2023	2022	2021
Expected volatility	62.9%	57.5%	48.2%
Beta	0.92	0.93	0.79
Risk free interest rate	4.60%	1.45%	0.22%

### *Earnings Per Share*

Basic earnings per share of common stock is computed by dividing the net income attributable to The GEO Group, Inc. available to common stockholders by the weighted-average number of common shares outstanding for the period. Net income attributable to The GEO Group, Inc. available to common stockholders represents net income attributable to The GEO Group, Inc. reduced by an allocation of earnings to participating securities. The 6.50% Exchangeable Notes due 2026, which contain non-forfeitable rights to dividends declared and paid on the shares of common stock, are participating securities and are included in the computation of earnings per share pursuant to the two-class method. Diluted EPS is calculated under the if-converted method and the two-class method for each class of shareholders using the weighted average number of shares attributable to each class. The calculation that results in the lowest diluted earnings per share amount for common stock is reported in the Company's financial statements.

### *Recent Accounting Pronouncements*

#### **The following accounting standard will be adopted in future periods:**

In November 2023, the FASB issued ASU No. 2023-07, Improvements to Reportable Segment Disclosures (Topic 280). This ASU updates reportable segment disclosure requirements by requiring disclosures of significant reportable segment expenses that are regularly provided to the CODM and included within each reported measure of a segment's profit or loss. This ASU also requires disclosure of the title and position of the individual identified as the CODM and an explanation of how the CODM uses the reported measures of a segment's profit or loss in assessing segment performance and deciding how to allocate resources. The ASU is effective for annual periods beginning after December 15, 2023, and interim periods within fiscal years beginning after December 15, 2024. Adoption of the ASU should be applied retrospectively to all prior periods presented in the financial statements. Early adoption is also permitted. This ASU will likely result in the Company including the additional required disclosures when adopted. The Company is currently evaluating the provisions of this ASU and expect to adopt them for the year ending December 31, 2024.

In December 2023, the FASB issued ASU No. 2023-09, Improvements to Income Tax Disclosures (Topic 740). The ASU requires disaggregated information about a reporting entity's effective tax rate reconciliation as well as additional information on income taxes paid. The ASU is effective on a prospective basis for annual periods beginning after December 15, 2024. Early adoption is also permitted for annual financial statements that have not yet been issued or made available for issuance. This ASU will result in the required additional disclosures being included in the Company's consolidated financial statements, once adopted.

Other recent accounting pronouncements issued by the FASB (including its Emerging Issues Task Force), the American Institute of Certified Public Accountants and the SEC did not, or are not expected to, have a material effect on the Company's results of operations or financial position.

## 2. Shareholders' Equity

### *Common Stock*

Each holder of the Company's common stock is entitled to one vote per share on all matters to be voted upon by the Company's shareholders. Upon any liquidation, dissolution or winding up of the Company, the holders of common stock are entitled to share equally in all assets available for distribution after payment of all liabilities, subject to the liquidation preference of shares of preferred stock, if any, then outstanding.

### *Distributions*

As previously discussed, on December 2, 2021, the Company announced that its Board unanimously approved a plan to terminate the Company's REIT status and become a taxable C Corporation, effective for the year ended December 31, 2021. As a result, the Company is no longer required to operate under REIT rules, including the requirement to distribute at least 90% of its taxable income to its stockholders. The Board also voted unanimously to discontinue the Company's quarterly dividend.

### *Preferred Stock*

In April 1994, the Company's Board authorized 30 million shares of "blank check" preferred stock. The Board is authorized to determine the rights and privileges of any future issuance of preferred stock such as voting and dividend rights, liquidation privileges, redemption rights and conversion privileges. As of December 31, 2023 and 2022, there were no shares of preferred stock outstanding.

### *Automatic Shelf Registration on Form S-3*

On October 30, 2023, the Company filed an automatic shelf registration statement on Form S-3 with the Securities and Exchange Commission (the "SEC") that enables the Company to offer for sale, from time to time and as the capital markets permit, an unspecified amount of common stock, preferred stock, debt securities, guarantees of debt securities, warrants and units. The shelf registration statement became automatically effective upon filing and is valid for three years.

### *Prospectus Supplement*

On December 28, 2023, in connection with the shelf registration, the Company filed with the SEC a prospectus supplement related to the offer and sale from time to time of our common stock at an aggregate offering price of up to \$300 million through sales agents. Sales of shares of GEO's common stock under the prospectus supplement and equity distribution agreements entered into with the sales agents, if any, will be made in negotiated transactions or transactions that are deemed to be "at the market" offerings as defined in Rule 415 under the Securities Act of 1933. There were no shares of common stock sold under this prospectus supplement during the year ended December 31, 2023.

### *Noncontrolling Interests*

The Company includes the results of operations and financial position of SACM or the "joint venture", its majority-owned subsidiary, in its consolidated financial statements. SACM was established in 2001 to operate correctional centers in South Africa. The joint venture currently provides security and other management services for the Kutama Sinthumule Correctional Centre in the Republic of South Africa under a 25-year management contract which commenced in February 2002. The Company's and the joint venture partner's shares in the profits of the joint venture are 88.75% and 11.25%, respectively. There were no changes in the Company's ownership percentage of the consolidated subsidiary during the years ended December 31, 2023, 2022 and 2021.

## 3. Equity Incentive Plans

The Board has adopted The GEO Group, Inc. Amended and Restated 2018 Stock Incentive Plan (the "2018 Amended and Restated Plan"), which was approved by the Company's shareholders on April 28, 2021. The 2018 Amended and Restated Plan supersedes the previous 2018 Stock Incentive Plan. As of the date the 2018 Amended and Restated Plan was approved by the Company's shareholders, it provided for a reserve of an additional 16,800,000 shares of common stock that may be issued pursuant to awards granted under the 2018 Amended and Restated Plan. The Company filed a Form S-8 registration statement related to the 2018 Amended and Restated Plan on June 15, 2021.



Under the terms of the 2018 Amended and Restated Plan, the vesting period and, in the case of stock options, the exercise price per share, are determined by the terms of each grant agreement. All stock options that have been granted under the Company plans are exercisable at the fair market value of the common stock at the date of the grant. Generally, the stock options vest and become exercisable ratably over a four-year period. All stock options awarded under the 2018 Amended and Restated Plan expire no later than ten years after the date of the grant. When options are exercised, the Company issues shares of common stock related to the exercised options.

The Company recognized compensation expense related to the Company plan for the years ended December 31, 2023, 2022 and 2021 as follows (in thousands):

	2023	2022	2021
Stock option plan expense	\$ 631	\$ 552	\$ 760
Restricted stock expense	\$ 14,433	\$ 15,652	\$ 18,439

**Stock Options**

A summary of the activity of the Company’s stock options is presented below:

	Shares (In thousands)	Wtd. Avg. Exercise Price	Wtd. Avg. Remaining Contractual Term (years)	Aggregate Intrinsic Value (In thousands)
Options outstanding at January 1, 2023	1,885	\$ 18.03	5.93	\$ 2,374
Granted	362	9.07		
Exercised	(36)	6.76		
Forfeited/Canceled	(173)	14.60		
Options outstanding at December 31, 2023	<u>2,038</u>	\$ 16.94	5.48	\$ 2,558
Options vested and expected to vest at December 31, 2023	<u>1,979</u>	\$ 17.20	5.39	\$ 2,390
Options exercisable at December 31, 2023	<u>1,349</u>	\$ 21.30	4.11	\$ 617

The aggregate intrinsic value in the table above represents the total pretax intrinsic value (i.e., the difference between the Company’s closing stock price on the last trading day of 2023 and the exercise price, times the number of shares that are “in the money”) that would have been received by the option holders had all option holders exercised their options on December 31, 2023. This amount changes based on the fair value of the Company’s stock.

The following table summarizes information relative to stock option activity during the years ended December 31, 2023, 2022 and 2021 (in thousands):

	2023	2022	2021
Intrinsic value of options exercised	\$ 94	\$ 24	\$ -
Fair value of shares vested	\$ 519	\$ 600	\$ 925

The following table summarizes information about the exercise prices and related information of stock options outstanding under the Company plans at December 31, 2023:

Exercise Prices (\$)	Options Outstanding			Options Exercisable		
	Number Outstanding (In thousands)	Wtd. Avg. Remaining Contractual Life	Wtd. Avg. Exercise Price	Number Exercisable	Wtd. Avg. Remaining Contractual Life	Wtd. Avg. Exercise Price
0-18.23	1,058	7.62	\$ 9.42	369	6.60	\$ 11.33
18.24-22.26	418	3.03	\$ 20.94	418	3.03	\$ 20.94
22.27-29.39	338	3.35	\$ 25.35	338	3.35	\$ 25.35
29.40-45.00	224	3.15	\$ 32.27	224	3.15	\$ 32.27
Total	<u>2,038</u>	5.48	\$ 16.94	<u>1,349</u>	4.11	\$ 21.30

The weighted average grant date fair value of options granted during the year ended December 31, 2023, 2022 and 2021 was \$4.53, \$2.49 and \$0.79 per share, respectively. There were 0.4 million, 0.3 million and 0.5 million options granted during the year ended December 31, 2023, 2022 and 2021, respectively.

The following table summarizes the status of non-vested stock options as of December 31, 2023 and changes during the year ended December 31, 2023:

	Number of Shares (In thousands)	Wtd. Avg. Grant Date Fair Value
Options non-vested at January 1, 2023	472	\$ 1.89
Granted	362	4.53
Vested	(251)	2.07
Forfeited	(173)	14.60
Options non-vested at December 31, 2023	410	\$ 2.95

As of December 31, 2023, the Company had \$1.5 million of unrecognized compensation costs related to non-vested stock option awards that are expected to be recognized over a weighted average period of 2.9 years.

### ***Restricted Stock***

During the year ended December 31, 2023, the Company granted 1,758,455 shares of restricted stock to certain employees and executive officers. Of these awards, 422,121 are market and performance-based awards that will be forfeited if the Company does not achieve certain annual metrics during 2023, 2024 and 2025. The fair value of restricted stock awards, which do not contain a market-based condition, is determined using the closing price of the Company's common stock on the date of the grant and compensation expense is recognized over the vesting period. Generally, the restricted stock awards vest in equal increments over either a three or four-year period.

The vesting of market and performance-based restricted stock grants awarded in 2023 are subject to the achievement by GEO of two annual performance metrics as follows: (i) up to 50% of the shares of restricted stock ("TSR Target Award") can vest at the end of a three-year performance period if GEO meets certain total shareholder return ("TSR") performance targets, as compared to the total shareholder return of a peer group of companies, over a three year period from January 1, 2023 to December 31, 2025 and (ii) up to 50% of the shares of restricted stock ("ROCE Target Award") can vest at the end of a three-year period if GEO meets certain return on capital employed ("ROCE") performance targets over a three year period from January 1, 2023 to December 31, 2025. These market and performance awards can vest at between 0% and 200% of the target awards for both metrics. The number of shares shown for the market and performance-based awards is based on the target awards for both metrics.

During the year ended December 31, 2022, the Company granted 1,835,592 shares of restricted stock to certain employees and executive officers. Of these awards, 1,025,000 are market and performance-based awards that will be forfeited if the Company does not achieve certain annual metrics over a three-year period from January 1, 2022 to December 31, 2024.

The vesting of the market and performance-based restricted stock grants awarded in 2022 are subject to the achievement by GEO of two annual performance metrics as follows: (i) up to 50% of the TSR Target Award can vest at the end of a three-year performance period if GEO meets certain TSR performance targets, as compared to the total shareholder return of a peer group of companies, over a three year period from January 1, 2022 to December 31, 2024; and (ii) up to 50% of the ROCE Target Award can vest at the end of a three-year performance period if GEO meets certain ROCE performance targets over a three year period from January 1, 2022 to December 31, 2024. These market and performance-based awards can vest at between 0% and 200% of the target awards for both metrics. The number of shares shown for the market and performance-based awards is based on the target awards for both metrics.

During the year ended December 31, 2021, the Company granted approximately 1,551,000 shares of restricted stock to its executive officers and to certain senior employees. Of these awards, 919,000 are market and performance-based awards that will be forfeited if the Company does not achieve certain annual metrics over a three-year period from January 1, 2021 to December 31, 2023.

The vesting of the market and performance-based restricted stock grants awarded in 2021 are subject to the achievement by GEO of two annual performance metrics as follows: (i) up to 50% of the TSR Target Award can vest at the end of a three-year performance period if GEO meets certain TSR performance targets, as compared to the total shareholder return of a peer group of companies, over a three year period from January 1, 2021 to December 31, 2023; and (ii) up to 50% of the ROCE Target Award can vest at the end of a three-year period if GEO meets certain ROCE performance targets over a three year period from January 1, 2021 to December 31, 2023. Certain of these performance-based restricted stock grants can vest over a one-year period if GEO meets certain performance targets, as mentioned above, over a three-year period from January 1, 2021 to December 31, 2023. These market and performance-based awards can vest at the end of the three-year performance period at between 0% and 200% of the target awards for both metrics. The number of shares shown for the performance-based awards is based on the target awards for both metrics.

The metric related to TSR is considered to be a market condition. For share-based awards that contain a market condition, the probability of satisfying the market condition must be considered in the estimate of grant-date fair value. Compensation expense is recognized over the vesting period and previously recorded compensation expense is not reversed if the market condition is never met. Refer to Note 1 - Summary of Business Organization, Operations and Significant Accounting Policies-*Stock-Based Compensation Expense*, for the assumptions and method used to value these awards.

The metric related to ROCE is considered to be a performance condition. For share-based awards that contain a performance condition, the achievement of the targets must be probable before any share-based compensation expense is recorded. The Company reviews the likelihood of which target in the range will be achieved and if deemed probable, compensation expense is recorded at that time. If subsequent to the initial measurement there is a change in the estimate of the probability of meeting the performance condition, the effect of the change in the estimated quantity of awards expected to vest is recognized by cumulatively adjusting compensation expense. If ultimately the performance targets are not met, for any awards where vesting was previously deemed probable, previously recognized compensation expense will be reversed in the period in which vesting is no longer deemed probable. During 2023, 2022 and 2021, the Company deemed the achievement of the target award to be probable and there were no significant changes in the estimated quantity of awards expected to vest. The fair value of these awards was determined based on the closing price of the Company's common stock on the date of grant.

The following table summarizes the status of restricted stock awards as of December 31, 2023 and changes during the year ended December 31, 2023:

	Shares	Wtd. Avg. Grant Date Fair value
	(In thousands)	
Restricted stock outstanding at January 1, 2023	3,595	\$ 8.29
Granted	1,758	9.16
Vested	(1,252)	11.57
Forfeited/Canceled	(102)	8.55
Restricted stock outstanding at December 31, 2023	3,999	\$ 7.78

As of December 31, 2023, the Company had \$16.4 million of unrecognized compensation cost that is expected to be recognized over a weighted average period of 2.4 years.

### ***Employee Stock Purchase Plan***

The Company previously adopted The GEO Group, Inc. 2011 Employee Stock Purchase Plan (the "Plan" or "ESPP") effective July 9, 2011. The Company has since amended and restated the Plan (the "Amended ESPP") which was approved by the Company's shareholders on April 28, 2021, and became effective on July 9, 2021. The purpose of the Amended ESPP, which is qualified under Section 423 of the Code, is to encourage stock ownership through payroll deductions by the employees of GEO and designated subsidiaries of GEO in order to increase their identification with the Company's goals and secure a proprietary interest in the Company's success. These deductions are used to purchase shares of the Company's Common Stock at a 5% discount from the then current market price. The maximum number of shares of common stock reserved for issuance over the term of the Amended ESPP on the amended effective date shall not exceed 506,023 shares.

The Amended ESPP is considered to be non-compensatory. As such, there is no compensation expense required to be recognized. Share purchases under the Amended ESPP are made on the last day of each month. During the years ended December 31, 2023, 2022 and 2021, 20,630, 25,573 and 42,627 shares of common stock, respectively, were issued in connection with the Plan.

#### 4. Earnings Per Share

Basic earnings per share of common stock is computed by dividing the net income attributable to The GEO Group, Inc. available to common stockholders by the weighted-average number of common shares outstanding for the period. Net income attributable to The GEO Group, Inc. available to common stockholders represents net income attributable to The GEO Group, Inc. reduced by an allocation of earnings to participating securities. The 6.50% Exchangeable Notes due 2026, which contain non-forfeitable rights to dividends declared and paid on the shares of common stock, are participating securities and are included in the computation of earnings per share pursuant to the two-class method. Diluted EPS is calculated under the if-converted method and the two-class method for each class of shareholders using the weighted average number of shares attributable to each class. The calculation that results in the lowest diluted earnings per share amount for common stock is reported in the Company's financial statements. The if-converted method includes the dilutive effect of potential common shares related to the 6.50% Exchangeable Notes due 2026, if any. Basic and diluted earnings per share were calculated for the years ended December 31, 2023, 2022 and 2021 as follows (in thousands, except per share data):

Fiscal Year	2023	2022	2021
	(In thousands, except per share data)		
Net Income	\$ 107,183	\$ 171,692	\$ 77,233
Loss attributable to noncontrolling interests	142	121	185
Less: Undistributed income allocable to participating securities	(18,223)	(29,346)	(6,982)
Net income attributable to The GEO Group, Inc. available to common stockholders	\$ 89,102	\$ 142,467	\$ 70,436
Basic earnings per share attributable to The GEO Group, Inc. available to common stockholders:			
Weighted average shares outstanding	121,908	121,040	120,384
Per share amount - basic	<u>\$ 0.73</u>	<u>\$ 1.18</u>	<u>\$ 0.59</u>
Diluted earnings per share attributable to The GEO Group, Inc. available to common stockholders:			
Weighted average shares outstanding	121,908	121,040	120,384
Dilutive effect of equity incentive plans	1,790	1,241	348
Weighted average shares assuming dilution	<u>123,698</u>	<u>122,281</u>	<u>120,732</u>
Per share amount - diluted	<u>\$ 0.72</u>	<u>\$ 1.17</u>	<u>\$ 0.58</u>

For the year ended December 31, 2023, 1,560,715 weighted average shares of common stock underlying options were excluded from the computation of diluted EPS because the effect would be anti-dilutive. For the same period, 201,946 common stock equivalents from restricted shares were anti-dilutive and excluded from the computation of diluted EPS.

For the year ended December 31, 2022, 1,958,443 weighted average shares of common stock underlying options were excluded from the computation of diluted EPS because the effect would be anti-dilutive. For the same period, 312,963 common stock equivalents from restricted shares were anti-dilutive and excluded from the computation of diluted EPS.

For the year ended December 31, 2021, 2,047,072 weighted average shares of common stock underlying options were excluded from the computation of diluted EPS because the effect would be anti-dilutive. For the same period, 1,016,208 common stock equivalents from restricted shares were anti-dilutive and excluded from the computation of diluted EPS.

On February 24, 2021, the Company's wholly owned subsidiary, GEO Corrections Holdings, Inc. ("GEOCH"), completed a private offering of \$230 million aggregate principal amount of 6.50% Exchangeable Senior Unsecured Notes due 2026. Refer to Note 11 – Debt for additional information. As of December 31, 2023, conditions had not been met to exchange the 6.50% Exchangeable Notes due 2026 into shares of the Company's common stock. Approximately 24.9 million shares of potential common stock associated with the conversion option embedded in the convertible notes were excluded from the computation of EPS for the years ended December 31, 2023, 2022 and 2021 as the Company's average stock price during the period was lower than the exchange price.

## 5. Property and Equipment

Property and equipment consist of the following at fiscal year-end:

	Useful Life (Years)	2023 (In thousands)	2022 (In thousands)
Land	—	\$ 119,969	\$ 120,970
Buildings and improvements	2 to 50	2,314,018	2,291,710
Leasehold improvements	1 to 29	276,596	273,233
Equipment	3 to 10	239,825	239,188
Furniture, fixtures and computer software	1 to 7	75,370	72,154
Facility construction in progress	—	23,938	26,606
Total		\$ 3,049,716	\$ 3,023,861
Less accumulated depreciation and amortization		(1,105,438)	(1,021,840)
Property and equipment, net		<u>\$ 1,944,278</u>	<u>\$ 2,002,021</u>

The Company amortizes its leasehold improvements over the shorter of their estimated useful lives or the terms of the leases including renewal periods that are reasonably assured. The Company's construction in progress primarily consists of new construction and renovations to facilities that are owned by the Company. There was no Interest capitalized in property and equipment for the years ended December 31, 2023 and 2022.

Depreciation expense was \$111.0 million, \$111.6 million and \$109.6 million for the years ended December 31, 2023, 2022 and 2021, respectively.

At December 31, 2023 and 2022, the Company had \$20.5 million of assets recorded under finance leases related to land, buildings and improvements. Finance leases are recorded net of accumulated amortization of \$19.3 million and \$18.7 million, at December 31, 2023 and 2022, respectively. Depreciation expense related to assets recorded under finance leases for each of the years ended December 31, 2023, 2022 and 2021 was \$0.7 million, \$1.5 million and \$1.7 million, respectively and are included in Depreciation and Amortization in the accompanying consolidated statements of operations.

## 6. Derivative Financial Instruments

The Company's primary objective in holding derivatives is to reduce the volatility of earnings and cash flows associated with changes in interest rates. The Company measures its derivative financial instruments at fair value.

In August 2019, the Company entered into two interest rate swap agreements in the aggregate notional amount of \$44.3 million to fix the interest rate on certain of its variable rate debt to 4.22%. The Company has designated these interest rate swaps as hedges against changes in the cash flows of two identical promissory notes (the "Notes") which are secured by loan agreements and mortgage and security agreements on certain real property and improvements. The Company has determined that the swaps have payment, expiration dates, and provisions that coincide with the terms of the Notes and are therefore considered to be effective cash flow hedges. Accordingly, the Company records the change in fair value of the interest rate swaps as accumulated other comprehensive income (loss), net of applicable taxes. Total unrealized gain (loss) recorded in total other comprehensive income (loss), net of tax, related to these cash flow hedges was \$(0.6) million, \$6.2 million and \$2.2 million during the years ended December 31, 2023, 2022 and 2021, respectively. The total fair value of the swap assets as of December 31, 2023 and 2022 was \$3.8 million and \$4.6 million, respectively, and is recorded as a component of Other Non-Current assets within the accompanying balance sheet. There was no material ineffectiveness for the period presented. The Company does not expect to enter into any transactions during the next twelve months which would result in reclassification into earnings or losses associated with these swaps currently reported in accumulated other comprehensive income (loss). Refer to Note 11 - Debt for additional information.

## 7. Goodwill and Other Intangible Assets, Net

The Company has recorded goodwill as a result of its various business combinations. Goodwill is recorded as the difference, if any, between the aggregate consideration paid for an acquisition and the fair value of the tangible assets and intangible assets acquired net of liabilities assumed, including noncontrolling interests. Changes in the Company's goodwill balances recognized during the years ended December 31, 2023 and 2022 were as follows (in thousands):

	1/1/2023	Foreign currency translation	12/31/2023
U.S. Secure Services	\$ 316,366	\$ —	\$ 316,366
Electronic Monitoring and Supervision Services	289,570	—	289,570
Reentry Services	148,873	—	148,873
International Services	390	-	390
<b>Total Goodwill</b>	<b>\$ 755,199</b>	<b>\$ —</b>	<b>\$ 755,199</b>

	1/1/2022	Foreign currency translation	12/31/2022
U.S. Secure Services	\$ 316,366	\$ —	\$ 316,366
Electronic Monitoring and Supervision Services	289,570	—	289,570
Reentry Services	148,873	—	148,873
International Services	416	(26)	390
<b>Total Goodwill</b>	<b>\$ 755,225</b>	<b>\$ (26)</b>	<b>\$ 755,199</b>

Intangible assets consisted of the following as of December 31, 2023 and 2022 (in thousands):

	Weighted Average Useful Life (years)	December 31, 2023			December 31, 2022		
		Gross Carrying Amount	Accumulated Amortization	Net Carrying Amount	Gross Carrying Amount	Accumulated Amortization	Net Carrying Amount
Facility management contracts	16.3	\$ 223,781	\$ (133,095)	\$ 90,686	\$ 308,350	\$ (206,367)	\$ 101,983
Technology	7.3	33,700	(33,700)	—	33,700	(33,195)	505
Trade names	Indefinite	45,200	—	45,200	45,200	—	45,200
<b>Total acquired intangible assets</b>		<b>\$ 302,681</b>	<b>\$ (166,795)</b>	<b>\$ 135,886</b>	<b>\$ 387,250</b>	<b>\$ (239,562)</b>	<b>\$ 147,688</b>

The accounting for recognized intangible assets is based on the useful lives to the reporting entity. Intangible assets with finite useful lives are amortized over their useful lives and intangible assets with indefinite useful lives are not amortized. The Company estimates the useful lives of its intangible assets taking into consideration (i) the expected use of the asset by the Company, (ii) the expected useful lives of other related assets or groups of assets, (iii) legal or contractual limitations, (iv) the Company's historical experience in renewing or extending similar arrangements, (v) the effects of obsolescence, demand, competition and other economic factors and (vi) the level of maintenance expenditures required to obtain the expected cash flows from the asset.

Amortization expense was \$11.8 million, \$18.4 million and \$21.6 million for the years ended December 31, 2023, 2022 and 2021, respectively, and primarily related to the U.S. Secure Services and Reentry Services segments' amortization of intangible assets for acquired management contracts. The Company relies on its historical experience in determining the useful life of facility management contracts. The Company makes assumptions related to acquired facility management contracts based on the competitive environment for individual contracts, our historical success rates in retaining contracts, the supply of available beds in the market, changes in legislation, the projected profitability of the facilities and other market conditions. As of December 31, 2023, the weighted average period before the next contract renewal or extension for the facility management contracts was approximately 3.1 years. Although the facility management contracts acquired have renewal and extension terms in the near term, the Company has historically maintained these relationships beyond the contractual periods.

Estimated amortization expense related to the Company’s finite-lived intangible assets for 2024 through 2028 and thereafter is as follows (in thousands):

Fiscal Year	Total Amortization Expense
2024	\$ 9,305
2025	9,263
2026	7,166
2027	6,860
2028	6,854
Thereafter	51,238
	<u>\$ 90,686</u>

## 8. Financial Instruments

The following table provides a summary of the Company’s significant financial assets carried at fair value and measured on a recurring basis (in thousands):

	Fair Value Measurements at December 31, 2023			
	Carrying Value at December 31, 2023	Quoted Prices in Active Markets (Level 1)	Significant Other Observable Inputs (Level 2)	Significant Unobservable Inputs (Level 3)
Assets:				
Restricted investments:				
Rabbi Trust	\$ 51,247	\$ 9,547	\$ 41,700	\$ —
Marketable equity and fixed income securities	47,382	19,010	28,372	—
Other non-current assets	18,887	—	18,887	—
Interest rate swap derivatives	3,849	—	3,849	—

	Fair Value Measurements at December 31, 2022			
	Carrying Value at December 31, 2022	Quoted Prices in Active Markets (Level 1)	Significant Other Observable Inputs (Level 2)	Significant Unobservable Inputs (Level 3)
Assets:				
Restricted investments:				
Rabbi Trust	\$ 36,982	\$ —	\$ 36,982	\$ —
Marketable equity and fixed income securities	25,939	—	25,939	—
Other non-current assets	18,094	—	18,094	—
Interest rate swap derivatives	4,613	—	4,613	—

The Company’s Level 2 financial instruments included in the tables above as of December 31, 2023 and December 31, 2022 consist of interest rate swap derivative assets/liabilities held by GEO, investments in equity and fixed income mutual funds held in the Company’s captive insurance subsidiary, Florina, the Company's rabbi trust established for employer contributions to The GEO Group, Inc. Non-qualified Deferred Compensation Plan and other non-current assets which include the cash surrender value of company-owned life insurance policies. The Company's Level 1 financial instruments included in the table above as of December 31, 2023 consist of money market funds held in Florina and money market funds held in the Company's rabbi trust established for its Executive Chairman's retirement account.

The interest rate swap derivative assets are valued using a discounted cash flow model based on projected borrowing rates. The Company's restricted investment in the rabbi trust for The GEO Group, Inc. Non-qualified Deferred Compensation Plan is invested in Company-owned life insurance policies which are recorded at their cash surrender values. These investments are valued based on the underlying investments held in the policies' separate accounts. The underlying assets are equity and fixed income pooled funds. The marketable equity and fixed income securities are valued using quoted rates. The company-owned life insurance policies included in other non-current assets are valued at their cash surrender values.

As of December 23, 2023 and 2022 the Company held certain equity securities within its investments and approximately \$1.0 million and \$(1.0) million were including as an unrealized holding gain (loss) during the respective periods included within the statement of other comprehensive income. The unrealized holding gain was not significant during the year ended December 31, 2021.

## 9. Fair Value of Assets and Liabilities

The Company's Consolidated Balance Sheets reflect certain financial instruments at carrying value. The following table presents the carrying values of those instruments and the corresponding estimated fair values (in thousands):

	Estimated Fair Value Measurements at December 31, 2023				
	Carrying Value as of December 31, 2023	Total Fair Value	Level 1	Level 2	Level 3
<b>Assets:</b>					
Cash and cash equivalents	\$ 93,971	\$ 93,971	\$ 93,971	\$ —	\$ —
Restricted cash and investments	65,896	65,896	65,896	—	—
<b>Liabilities:</b>					
Borrowings under exchange credit facility	\$ 906,712	\$ 926,445	\$ —	\$ 926,445	\$ —
10.500% Public Second Lien Notes due 2028	286,521	293,049	—	293,049	—
9.500% Private Second Lien Notes due 2028	239,142	231,692	—	231,692	—
5.875% Senior Notes due 2024	23,253	22,946	—	22,946	—
6.00% Senior Notes due 2026	110,858	106,541	—	106,541	—
6.50% Exchangeable Senior Notes due 2026	230,000	319,920	—	319,920	—

	Estimated Fair Value Measurements at December 31, 2022				
	Carrying Value as of December 31, 2022	Total Fair Value	Level 1	Level 2	Level 3
<b>Assets:</b>					
Cash and cash equivalents	\$ 95,073	\$ 95,073	\$ 95,073	\$ —	\$ —
Restricted cash and investments	48,770	48,770	48,770	—	—
<b>Liabilities:</b>					
Borrowings under exchange credit facility	\$ 1,113,239	\$ 1,112,183	\$ —	\$ 1,112,183	\$ —
10.500% Public Second Lien Notes due 2028	286,521	291,610	—	291,610	—
9.500% Private Second Lien Notes due 2028	239,142	232,627	—	232,627	—
5.875% Senior Notes due 2024	23,253	22,997	—	22,997	—
6.00% Senior Notes due 2026	110,858	99,132	—	99,132	—
6.50% Exchangeable Senior Notes due 2026	230,000	327,872	—	327,872	—

The fair values of the Company's cash and cash equivalents, and restricted cash and investments approximates the carrying values of these assets at December 31, 2023 and December 31, 2022. Restricted cash consists of money market funds, bank deposits, commercial paper and time deposits used for asset replacement funds and other funds contractually required to be maintained at the Company's Australian subsidiary. The fair value of the money market funds and bank deposits is based on quoted market prices (Level 1).

As further discussed in Note 11 - Debt, on August 19, 2022, the Company completed an exchange offer to exchange certain of its outstanding 5.125% Senior Notes due 2023, 5.875% Senior Notes due 2024, 6.000% Senior Notes due 2026 and certain revolving credit loans and term loans under its senior secured credit facility into newly issued Senior Second Lien Secured Notes and a new credit facility. The Company utilized a third-party valuation firm to assist with the estimation of the fair values on the date of issuance for the new debt instruments. The fair value of each new debt instrument issued in 2022 on the date of issuance was estimated using a Black-Derman-Toy ("BDT") lattice model. The BDT model is a single factor, stochastic, no arbitrage model that incorporates the issuer's option to prepay a debt instrument if optimal, which occurs when interest rates decline such that the holding value of the instrument exceeds the prepayment price. The significant assumptions used in the BDT model for the new debt instruments were the Secured Overnight Financing Rate Data ("SOFR") forward rates (ranging from 2.30% to 3.61%), the risk-free rate curve based on U.S. Treasury rates (ranging from 2.23% to 3.44%), the yield volatility (ranging from 20% to 27%) and the credit spreads of the new debt instruments (ranging from 4.78% to 8.49%). On August 19, 2022, the date of the closing of the exchange offer, the new debt instruments were valued using Level 3 instruments as they were based on unobservable inputs. As of December 31, 2023 and 2022, the new debt instruments were valued based on observable inputs through corroboration with observable market data and are therefore classified as Level 2. Refer to Note 11 - Debt for the estimated fair values of the new debt instruments at time of issuance and related premiums/discounts.



As of December 31, 2023, the recurring fair values of the Company's 10.500% Public Second Lien Notes due 2028 and the 9.500% Private Second Lien Notes due 2028 are based on level 2 inputs using quotations by major market news services, such as Bloomberg. The fair value of the Company's exchange credit facility was also based on quotations by major market new services and also estimates of trading value considering the Company's borrowing rate, the undrawn spread and similar instruments.

As of December 31, 2023 and December 31, 2022, the fair values of the Company's "5.875% Senior Notes due 2024", 6.00% Senior Notes, the 5.125% Senior Notes and the 6.50% Exchangeable Notes due 2026 are based on level 2 inputs by major market news services. The 5.125% Senior Notes were paid off in full prior to September 30, 2022. The fair values of the Company's non-recourse debt related to the Company's Australian subsidiaries was estimated based on market prices of similar instruments. The fair value of borrowings under the exchange credit facility is based on an estimate of trading value considering the Company's borrowing rate, the undrawn spread and similar instruments.

## 10. Accrued Expenses and other current liabilities

Accrued expenses and other current liabilities consisted of the following (in thousands):

	2023	2022
Accrued interest	\$ 34,275	\$ 27,447
Accrued other compensation	21,249	33,475
Accrued insurance	71,217	81,704
Accrued property and other taxes	63,172	46,169
Accrued legal and professional fees	6,626	12,301
Construction retainage	1,208	865
Other	30,312	35,408
Total	<u>\$ 228,059</u>	<u>\$ 237,369</u>

## 11. Debt

Debt consisted of the following (in thousands):

	December 31, 2023	December 31, 2022
<b>Exchange Credit Agreement *</b>		
Tranche 1 Loans	\$ 791,480	\$ 846,445
Unamortized premium on tranche 1 loans	18,359	25,345
Unamortized debt issuance costs on tranche 1 loans	(17,707)	(22,575)
Tranche 2 Loans	115,232	236,794
Unamortized discount on tranche 2 loans	(1,136)	(2,922)
Unamortized debt issuance costs on tranche 2 loans	(2,659)	(6,310)
Revolver	-	30,000
<b>Total Exchange Credit Agreement</b>	<b>903,569</b>	<b>1,106,777</b>
<b>10.500% Public Second Lien Notes due 2028</b>		
Notes Due in 2028	286,521	286,521
Unamortized discount	(13,386)	(15,457)
Unamortized debt issuance costs	(7,237)	(7,811)
<b>Total 10.500% Public Second Lien Notes due 2028</b>	<b>265,898</b>	<b>263,253</b>
<b>9.500% Private Second Lien Notes due 2028</b>		
Notes Due in 2028	239,142	239,142
Unamortized discount	(19,843)	(22,524)
Unamortized debt issuance costs	(6,236)	(6,551)
<b>Total 9.500% Private Second Lien Notes due 2028</b>	<b>213,063</b>	<b>210,067</b>
<b>6.50% Exchangeable Senior Notes:</b>		
Notes Due in 2026	230,000	230,000
Unamortized debt issuance costs	(4,595)	(6,489)
<b>Total 6.50% Exchangeable Senior Notes Due in 2026</b>	<b>225,405</b>	<b>223,511</b>
<b>6.00% Senior Notes:</b>		
Notes Due in 2026	110,858	110,858
Unamortized debt issuance costs	(557)	(776)
<b>Total 6.00% Senior Notes Due in 2026</b>	<b>110,301</b>	<b>110,082</b>
<b>5.875% Senior Notes:</b>		
Notes Due in 2024	23,253	23,253
Unamortized debt issuance costs	(44)	(96)
<b>Total 5.875% Senior Notes Due in 2024</b>	<b>23,209</b>	<b>23,157</b>
Finance Lease Obligations	1,280	1,977
Other debt	39,208	40,323
<b>Total debt</b>	<b>1,781,933</b>	<b>1,979,147</b>
Current portion of finance lease obligations, long-term debt and non-recourse debt	(55,882)	(44,722)
Finance Lease Obligations, long-term portion	(549)	(1,280)
<b>Long-Term Debt</b>	<b>\$ 1,725,502</b>	<b>\$ 1,933,145</b>

[\*] As further discussed below, the exchange credit agreement included Tranche 3 Loans which were redeemed prior to December 31, 2022.

### *Exchange Offer*

On August 19, 2022, the Company completed an exchange offer to exchange certain of its outstanding 5.125% Senior Notes due 2023, 5.875% Senior Notes due 2024, 6.00% Senior Notes due 2026 and certain revolving credit loans and term loans under its senior secured credit facility into newly issued Senior Second Lien Secured Notes and a new Exchange Credit Agreement as follows:

### *Amendment No. 4 and Amendment No. 5 to Existing Credit Agreement*

In connection with the exchange offer, (i) the Company and GEO Corrections Holdings, Inc. (“Corrections”), as borrowers (the “Borrowers”), certain lenders (the “Consenting Lenders”) and BNP Paribas, as the existing administrative agent (the “Existing Administrative Agent”) under the Company’s existing senior secured credit agreement (the “Existing Credit Agreement”), entered into Amendment No. 4 to Third Amended and Restated Credit Agreement, dated as of August 19, 2022 (“Amendment No. 4”), and (ii) the Borrowers, certain subsidiaries of the Borrowers (the “Credit Facility Guarantors”), the Consenting Lenders, the Existing Administrative Agent, Alter Domus Products Corp., as the new administrative agent for the lenders under the amended existing credit agreement (in such capacity, the “Amended Credit Agreement

Administrative Agent”), and Alter Domus Products Corp., as the administrative agent for the lenders under the Exchange Credit Agreement (as defined below) (in such capacity, the “Exchange Credit Agreement Administrative Agent”), entered into Amendment No. 5 to Third Amended and Restated Credit Agreement, dated as of August 19, 2022 (“Amendment No. 5,” and the Existing Credit Agreement as amended by Amendment No. 4 and Amendment No. 5, the “Amended Credit Agreement”).

Pursuant to Amendment No. 4, the Borrowers and the Consenting Lenders amended the Existing Credit Agreement to permit the consummation of the Exchange Offers and Consent Solicitations described below. Pursuant to Amendment No. 5, (i) the Existing Administrative Agent was replaced as administrative agent under the Amended Credit Agreement with the Amended Credit Agreement Administrative Agent, (ii) the Borrowers and the Consenting Lenders agreed to amend the Existing Credit Agreement as set forth therein, (iii) the Company agreed to purchase the revolving credit commitments of certain Consenting Lenders under the Existing Credit Agreement and exchange such revolving credit commitments with revolving credit commitments under the Exchange Credit Agreement, (iv) certain Consenting Lenders holding such revolving credit commitments agreed to exchange their revolving credit loans and related obligations for cash, tranche 2 term loans under the Exchange Credit Agreement (“Tranche 2 Loans”) and tranche 3 term loans under the Exchange Credit Agreement (“Tranche 3 Loans”), (v) certain Consenting Lenders holding such revolving credit commitments agreed to assign their revolving credit loans and related obligations to certain other Consenting Lenders (who then agreed to exchange such assigned revolving credit loans and related obligations for tranche 1 term loans under the Exchange Credit Agreement (“Tranche 1 Loans”)) and exchange the remainder of such revolving credit loans and related obligations for cash, Tranche 2 Loans and/or Tranche 3 Loans, (vi) the Company agreed to purchase the term loans of certain Consenting Lenders under the Existing Credit Agreement and exchange such term loans with Tranche 1 Loans or a combination of Tranche 1 Loans and cash, and (vii) all letters of credit outstanding under the Existing Credit Agreement were deemed issued and outstanding under the Exchange Credit Agreement and no longer outstanding under the Existing Credit Agreement.

After giving effect to Amendment No. 4 and Amendment No. 5 and the transactions described therein, approximately \$87 million in aggregate principal amount of revolving credit commitments and approximately \$102 million in aggregate principal amount of term loans remained outstanding under the Amended Credit Agreement. The Credit Facility Guarantors continue to guarantee the obligations in respect of the commitments and loans under the Amended Credit Agreement, and the collateral securing the Borrowers’ and the Credit Facility Guarantors’ obligations in respect of the commitments and loans under the Existing Credit Agreement prior to the effectiveness of the transactions (the “Common Collateral”) continues to secure the Borrower’s and the Credit Facility Guarantors’ obligations in respect of the commitments and loans under the Amended Credit Agreement after giving effect to the transactions. Revolving credit loans under the Amended Credit Agreement will continue to bear interest at a per annum rate equal to LIBOR (with no LIBOR floor) plus 1.50% to 2.50%, and the Borrowers will continue to pay a fee in respect of unused revolving commitments under the Amended Credit Agreement at a per annum rate of 0.25% to 0.30%, in each case depending on the Company’s total leverage ratio as of the most recent determination date. Term loans under the Amended Credit Agreement will continue to bear interest at a per annum rate equal to LIBOR (subject to a floor of 0.75%) plus 2.00%. The revolving credit commitments under the Amended Credit Agreement terminate on May 17, 2024, and the term loans under the Amended Credit Agreement mature on March 23, 2024. The representations and warranties and affirmative and negative covenants in the Amended Credit Agreement were amended so that the representations and warranties and affirmative and negative covenants in the Exchange Credit Agreement are incorporated by reference into the Amended Credit Agreement. Subsequent to the transactions, but prior to December 31, 2022, the term loans were repaid in full.

The transactions were accounted for as an extinguishment of the revolving credit loan and term loans with the new Tranche 1, 2 and 3 Loans recorded at fair value. The Company used a third-party valuation firm to assist with the estimation of the fair values which were determined to be \$884.6 million, \$233.7 million and \$43.6 million for the Tranche 1 Loans, Tranche 2 Loans and Tranche 3 Loans, respectively, resulting in a \$27.4 million premium, \$3.1 million discount and \$1.6 million discount, respectively, at issuance. Refer to Note 9 - Fair Value of Assets and Liabilities for discussion on the valuation methodology and assumptions used to estimate the fair value. The premium and discounts are being amortized as non-cash interest expense over the terms of the Tranche 1, 2 and 3 Loans using the effective interest method. As a result, the Company recorded a net loss on extinguishment of debt of approximately \$13.1 million and \$50.9 million related to the revolving credit loans and term loans, respectively, during the year ended December 31, 2022. The net loss on extinguishment of debt represented the difference between the carrying values that were exchanged (including unamortized debt issuance costs) and the fair value of the Tranche 1, 2 and 3 Loans.

#### ***New Exchange Credit Agreement***

In connection with the exchange offer, the Borrowers, the Consenting Lenders and the Exchange Credit Agreement Administrative Agent entered into a Credit Agreement, dated as of August 19, 2022 (the “Exchange Credit Agreement”), to, among other things, evidence and govern the exchanged revolving credit commitments (the “Exchange Revolving Credit Facility”), Tranche 1 Loans, Tranche 2 Loans and Tranche 3 Loans described above. On the transaction date, after giving effect to the transactions, the aggregate principal amount of revolving credit commitments under the Exchange Revolving Credit Facility was approximately \$187 million (including a \$175 million letter of credit subfacility), the aggregate principal amount of the Tranche 1 Loans was approximately \$857 million, the aggregate principal amount of the Tranche 2 Loans was approximately \$237 million and the aggregate principal amount of the Tranche 3 Loans was approximately \$45 million.

Revolving credit loans under the Exchange Revolving Credit Facility bear interest at a per annum rate equal to Term Secured Overnight Financing Rate (“SOFR”) (subject to a 0.75% floor) plus between 2.25% and 3.25%, and the Borrowers will pay a fee in respect of unused

revolving commitments under the Exchange Revolving Credit Facility at a per annum rate of 0.25% to 0.30%, in each case depending on the Company's total leverage ratio as of the most recent determination date. Tranche 1 Loans bear interest at a per annum rate equal to Term SOFR (subject to a 0.75% floor) plus 7.125%, Tranche 2 Loans bear interest at a per annum rate equal to Term SOFR (subject to a 0.75% floor) plus 6.125% and Tranche 3 Loans bear interest at a per annum rate equal to Term SOFR (subject to a 0.75% floor) plus 2.00%. At any time after the earlier of (x) February 19, 2024, solely in the event that no 2023 Notes (defined below) or 2024 Notes (defined below) remain outstanding at such time, and (y) November 1, 2024, (i) if the Company's first lien leverage ratio is less than 1.50:1.00 at such time, then the interest rate margin on Tranche 1 Loans and Tranche 2 Loans will be reduced by 0.25%, and (ii) if the Company has achieved a public corporate credit rating of at least B3 or B-, as applicable (in any case with a stable or better outlook), from any two of S&P, Moody's and Fitch, then the interest rate margin on Tranche 1 Loans and Tranche 2 Loans will be reduced by 0.25%, resulting in a total reduction in the interest rate margin on Tranche 1 Loans and Tranche 2 Loans of 0.50% if both conditions set forth in clauses (i) and (ii) are satisfied. If, following any reduction in the interest rate margin in accordance with the previous sentence, the condition giving rise to such reduction is no longer satisfied as of the last day of the Company's most recently ended fiscal quarter, such interest rate margin reduction will no longer apply unless and until such condition is satisfied again.

Loans under the Exchange Revolving Credit Facility may not be borrowed if, at the time of and immediately after giving pro forma effect to such extension of credit and any planned future expenditures entered into or expected to be made or payments on indebtedness required to be made, in each case within 60 days of such extension of credit, domestic unrestricted cash for the Company and its restricted subsidiaries exceeds \$234 million. Tranche 1 Loans amortize at a rate of 1.25% per quarter, and Tranche 3 Loans amortize at a rate of 0.25% per quarter. Tranche 2 Loans are not subject to amortization. Mandatory prepayments of loans under the Exchange Credit Agreement are required in respect of certain casualty and asset sale proceeds, excess cash flow and domestic unrestricted cash in excess of \$234 million as of the last day of any fiscal quarter, subject to certain thresholds and exceptions. Voluntary prepayments of Tranche 2 Loans, Tranche 3 Loans and loans under the Exchange Revolving Credit Facility may be made by the Borrowers at any time without premium or penalty (subject to reimbursement for customary breakage expenses). Voluntary prepayments of Tranche 1 Loans and any prepayments of Tranche 1 Loans required in connection with any acceleration of the maturity thereof require payment of a premium equal to (i) a customary "make whole" amount if made prior to the first anniversary of the transaction date, (ii) 3.00% of the principal amount prepaid or required to be prepaid if made on or after the first anniversary but prior to the second anniversary of the transaction date, and (iii) 2.00% of the principal amount prepaid or required to be prepaid if made on or after the second anniversary but prior to the third anniversary of the transaction date.

The revolving credit commitments under the Exchange Revolving Credit Facility terminate, and the Tranche 1 Loans and Tranche 2 Loans mature, in each case on the earliest of (i) March 23, 2027, and (ii) in the event that an aggregate principal amount equal to or greater than \$100,000,000 of any Specified Senior Note (defined below) remains outstanding on the Springing Maturity Date (defined below) applicable thereto, such Springing Maturity Date, it being understood that Specified Senior Notes are not outstanding to the extent the Company or GEO Corrections Holdings, Inc., as applicable, shall have deposited or caused to be deposited funds into a customary irrevocable escrow in an amount sufficient to pay or redeem such Specified Senior Notes in full on the maturity date thereof, where "Specified Senior Notes" refers to each of the 2026 Notes and the Company's 6.500% Exchangeable Senior Notes due 2026 (the "2026 Exchangeable Senior Notes"), and "Springing Maturity Date" means the date that is 91 days prior to the stated maturity date of the 2026 Notes or the 2026 Exchangeable Senior Notes, as applicable. The Tranche 3 Loans were to mature on March 23, 2024. Subsequent to the transaction, the Tranche 3 Loans were redeemed in full.

The Exchange Credit Agreement contains certain customary representations and warranties, affirmative covenants and negative covenants, including restrictions on the ability of the Company and its restricted subsidiaries to, among other things, (i) create, incur or assume any indebtedness, (ii) create, incur, assume or permit liens, (iii) make loans and investments, (iv) engage in mergers, acquisitions and asset sales, (v) make certain restricted payments, (vi) issue, sell or otherwise dispose of capital stock, (vii) engage in transactions with affiliates, (viii) cancel, forgive, make any voluntary or optional payment or prepayment on, or redeem or acquire for value any senior notes, except as permitted, (ix) engage in other businesses, except as permitted, and (x) materially impair the security interests securing the obligations under the Exchange Credit Agreement. The Exchange Credit Agreement also contains certain financial covenants, including a maximum total leverage ratio covenant of 6.25:1.00, a maximum first lien leverage ratio covenant of 3.50:1.00, a minimum interest coverage ratio covenant of 1.50:1.00 and a cap of \$55 million on the amount of unrestricted cash that the Company's foreign subsidiaries may hold as of the last day of any fiscal quarter. In addition, the Exchange Credit Agreement restricts the Company from electing to be taxed as a real estate investment trust under the Internal Revenue Code. The Exchange Credit Agreement also contains certain customary events of default.

The Credit Facility Guarantors guarantee the obligations in respect of the commitments and loans under the Exchange Credit Agreement. The obligations of the Borrowers and the Credit Facility Guarantors in respect of the Exchange Credit Agreement are secured by first-priority liens on the Common Collateral securing the obligations under the Amended Credit Agreement and, other than with respect to the Tranche 3 Loans, first-priority liens on certain additional assets of the Borrower and the Credit Facility Guarantors (the "Exclusive Collateral"), including real property interests with respect to which the Exchange Credit Agreement requires the execution and delivery of a mortgage but with respect to which the Amended Credit Agreement does not. The rights of the secured parties under the Amended Credit Agreement and the Exchange Credit Agreement in respect of the Common Collateral are governed by a First Lien Pari Passu Intercreditor Agreement (the "First Lien Pari

Passu Intercreeitor Agreement”), dated as of August 19, 2022, among the Amended Credit Agreement Administrative Agent, the Exchange Credit Agreement Administrative Agent and each additional senior representative party thereto from time to time, and acknowledged by the Borrower and the Credit Facility Guarantors.

#### ***Refinancing Revolving Credit Commitments Amendment***

On December 14, 2023, the Company entered into and closed on the Amendment by and among each of GEO and GEO Corrections Holdings, Inc., as the Borrowers, the other loan parties named therein, the lender parties thereto and Alter Domus Products Corp., as administrative agent, to its Credit Agreement. The Amendment refinanced all of GEO’s outstanding revolving credit facility commitments under the Credit Agreement and under GEO’s Prior Credit Agreement.

The Amendment provides for approximately \$265 million in refinancing revolving credit commitments maturing on March 23, 2027. Prior to the Amendment, a portion of the Company’s revolving credit commitments matured on May 17, 2024, and the balance of the Company’s revolving credit commitments matured on March 23, 2027. The Amendment further provides that interest will accrue on outstanding revolving credit loans at a rate with a reference to GEO’s total leverage ratio. Currently, revolving credit loans accruing interest at a SOFR based rate would accrue interest at the term SOFR rate for the applicable period plus 3.00% per annum. All other terms governing the refinancing revolving credit commitments remain substantially consistent with those governing the revolving credit commitments being refinanced. GEO currently has no outstanding borrowings under its revolving credit facility, as amended.

As a result of the refinancing transaction, the Company incurred approximately \$2.4 million of debt issuance fees which are being amortized over the term of the Amendment using the effective interest method. The Company also wrote-off approximately \$4.2 million in existing deferred loan costs to loss on extinguishment of debt as a result of the transaction.

As of December 31, 2023, the Company had no borrowings under its revolver, and approximately \$75.8 million in letters of credit which left approximately \$189.2 million in additional borrowing capacity under the revolver. The weighted average interest rate on outstanding borrowings under the Credit Agreement as of December 31, 2023 was 12.35%.

#### ***5.125% Senior Notes due 2023 and 5.875% Senior Notes due 2024***

The Company exchanged \$100.6 million and \$178.3 million principal amounts of its 5.125% Senior Notes due 2023 and 5.875% Senior Notes due 2024, respectively, for newly issued \$286.5 million 10.500% Senior Second Lien Secured Notes maturing on June 30, 2028 ("New Registered Notes") and, if elected, cash upon the terms and subject to the conditions set forth in the prospectus. Holders of the 5.125% Senior Notes due 2023 could elect cash and new notes at 100% par or new notes only at 105% par. Holders of the 5.875% Senior Notes due 2024 could elect cash and new notes at 100% par or new notes only at 103% par. The transactions were accounted for as an extinguishment of the 5.125% Senior Notes due 2023 and the 5.875% Senior Notes due 2024, with the New Registered Notes recorded at fair value on the issuance date. The Company used a third-party valuation firm to assist with the estimation of the fair value which was determined to be \$270.4 million resulting in a \$16.2 million discount at issuance. Refer to Note 9 - Fair Value of Assets and Liabilities for discussion on the valuation methodology and assumptions used to estimate the fair value. The discount is being amortized as non-cash interest expense over the term of the New Registered Notes using the effective interest method. As a result, the Company recorded a net gain on extinguishment of debt of \$7.2 million related to the 5.125% Senior Notes due 2023 and the 5.875% Senior Notes due 2024 which represented the difference between the carrying values that were exchanged (including unamortized debt issuance costs) and the fair value of the New Registered Notes. After the transactions, there was approximately \$125.7 million and \$23.3 million remaining in outstanding principal on the 5.125% Senior Notes due 2023 and the 5.875% Senior Notes due 2024, respectively. Subsequent to the transaction, the remaining balance of the 5.125% Senior Notes due 2023 was deposited on account with the Trustee and the Indenture was discharged. On October 6, 2022, the 5.125% Senior Notes due 2023 were redeemed in full. The 5.875% Senior Notes due 2024 will be redeemed in full effective March 2024. Refer to Note 17 - Subsequent Events for further information.

#### ***6.00% Senior Notes due 2026***

The Company exchanged \$239.1 million principal amount of its 6.000% Senior Notes due 2026 for newly issued \$239.1 million 9.500% Senior Second Lien Secured Notes maturing on December 31, 2028 ("New Private Notes"). The transaction was accounted for as an extinguishment of the 6.00% Senior Notes due 2026, with the New Private Notes recorded at fair value on the issuance date. The Company used a third-party valuation firm to assist with the estimation of the fair value which was determined to be \$215.7 million resulting in a \$23.4 million discount at issuance. Refer to Note 9 - Fair Value of Assets and Liabilities for discussion on the valuation methodology and assumptions used to estimate the fair value. The discount is being amortized as non-cash interest expense over the term of the Private Notes due 2028 using the effective interest method. As a result, the Company recorded a net gain on extinguishment of debt of \$21.6 million related to the 6.00% Senior Notes due 2026 which represented the difference between the carrying value that was exchanged (including unamortized debt issuance costs) and the fair value of the New Private Notes. After the transaction, there was approximately \$110.9 million remaining in outstanding principal on the 6.00% Senior Notes due 2026.

A description of the New Registered Notes and the New Private Notes is as follows:

#### ***Issuance of 10.500% Senior Second Lien Secured Notes due 2028***

The Company issued \$286.5 million aggregate principal amount of New Registered Notes pursuant to an Indenture, dated as of August 19, 2022 (the “Registered Notes Indenture”), among the Company, the guarantors named therein (the “Guarantors”) and Ankura Trust Company, LLC, as trustee and second lien collateral trustee (in such capacities, the “Trustee” and “Second Lien Collateral Trustee,” as applicable).

The New Registered Notes will initially be fully and unconditionally guaranteed (collectively, the “Registered Notes Guarantees”) by each of the Company’s Restricted Subsidiaries (as defined in the Registered Notes Indenture) that has guaranteed its obligations under the Exchange Credit Agreement and may be guaranteed by additional subsidiaries as described in the Registered Notes Indenture.

The New Registered Notes and the Registered Notes Guarantees are secured on a second-priority basis by the same collateral (the “Collateral”) that secures the obligations under the Exchange Credit Agreement in accordance with the terms of the Registered Notes Indenture and the Second Lien Collateral Trust Agreement, dated as of August 19, 2022 (as amended, supplemented or otherwise modified, the “Second Lien Collateral Trust Agreement”), among the Company, the Guarantors, the Second Lien Collateral Trustee and the Trustee. The Second Lien Collateral Trust Agreement sets forth therein the relative rights of the second-lien secured parties with respect to the Collateral and covering certain other matters relating to the administration of security interests. The Second Lien Collateral Trust Agreement generally controls substantially all matters related to the interest of the second-lien secured parties in the Collateral, including with respect to directing the Second Lien Collateral Trustee, distribution of proceeds and enforcement.

The New Registered Notes are also subject to the terms of the First Lien/Second Lien Intercreditor Agreement (the “First Lien/Second Lien Intercreditor Agreement”), dated August 19, 2022, among the Amended Credit Agreement Administrative Agent, the Exchange Credit Agreement Administrative Agent, each additional senior representative party thereto from time to time and the Second Lien Collateral Trustee and acknowledged by the Company and the Guarantors, and, in connection with the Exchange Offers and Consent Solicitations, the Second Lien Collateral Trustee entered into the First Lien/Second Lien Intercreditor Agreement with respect to the New Registered Notes and the New Private Notes. The First Lien/Second Lien Intercreditor Agreement restricts the actions permitted to be taken by the Second Lien Collateral Trustee with respect to the Collateral on behalf of the holders of the New Registered Notes and the New Private Notes, and the Second Lien Collateral Trustee, on behalf of itself and the holders of the New Registered Notes and the New Private Notes, agreed to limit certain other rights with respect to the Collateral during any insolvency proceeding.

The New Registered Notes bear interest at a rate of 10.500% per year, accruing from August 19, 2022. Interest on the New Registered Notes is payable semiannually in arrears on June 30 and December 31 of each year, beginning on December 31, 2022. The New Registered Notes will mature on June 30, 2028, subject to earlier repurchase or redemption in accordance with the terms of the Registered Notes Indenture.

The Company may redeem some or all of the New Registered Notes at any time upon not less than 10 nor more than 60 days’ notice, at a price equal to (a) 103% of the principal amount of the New Registered Notes redeemed, if redeemed prior to August 19, 2023, (b) 102% of the principal amount of the New Registered Notes redeemed, if redeemed on or after August 19, 2023, but prior to August 19, 2024, (c) 101% of the principal amount of the New Registered Notes redeemed, if redeemed on or after August 19, 2024, but prior to August 19, 2025 or (d) 100% of the principal amount of the New Registered Notes redeemed, if redeemed on or after August 19, 2025, in each case plus accrued and unpaid interest, if any, to, but not including, the redemption date and a make-whole premium set forth in the Registered Notes Indenture. If the Company experiences certain change of control events, the Company must offer to repurchase the New Registered Notes at 101% of their principal amount, plus accrued and unpaid interest, if any, to, but not including, the repurchase date.

The Registered Notes Indenture contains covenants that, among other things, restrict the Company’s ability and the ability of its restricted subsidiaries to incur certain additional indebtedness and issue preferred stock, make certain dividend payments, distributions, investments and other restricted payments, sell certain assets, agree to any restrictions on the ability of its restricted subsidiaries to make payments to the Company, create certain liens, merge, consolidate or sell all or substantially all of their assets and enter into certain transactions with affiliates. These covenants are subject to a number of important exceptions and qualifications as described in the Registered Notes Indenture.

#### **Issuance of 9.500% Senior Second Lien Secured Notes due 2028**

The Company issued \$239.1 million aggregate principal amount of New Private Notes pursuant to an Indenture, dated as of August 19, 2022 (the “Private Notes Indenture”), among the Company, the Guarantors, the Trustee and the Second Lien Collateral Trustee.

The New Private Notes will initially be fully and unconditionally guaranteed (collectively, the “Private Notes Guarantees”) by each of the Company’s Restricted Subsidiaries (as defined in the Registered Notes Indenture) that has guaranteed its obligations under the Exchange Credit Agreement and may be guaranteed by additional subsidiaries as described in the Registered Notes Indenture.

The New Private Notes and Private Notes Guarantees are subject to the terms of the Second Lien Collateral Trust Agreement and the First Lien/Second Lien Intercreditor Agreement described above on the same terms as the New Registered Notes.

The New Private Notes bear interest at a rate of 9.500% per year, accruing from August 19, 2022. Interest on the New Private Notes is payable semiannually in arrears on June 30 and December 31 of each year, beginning on December 31, 2022. The New Private Notes will mature on December 31, 2028, subject to earlier repurchase or redemption in accordance with the terms of the Private Notes Indenture.

The Company may redeem some or all of the New Private Notes at any time upon not less than 10 nor more than 60 days' notice, at a price equal to (a) 103% of the principal amount of the New Private Notes redeemed, if redeemed prior to August 19, 2023, (b) 102% of the principal amount of the New Private Notes redeemed, if redeemed on or after August 19, 2023, but prior to August 19, 2024, (c) 101% of the principal amount of the New Private Notes redeemed, if redeemed on or after August 19, 2024, but prior to August 19, 2025 or (d) 100% of the principal amount of the New Private Notes redeemed, if redeemed on or after August 19, 2025, in each case plus accrued and unpaid interest, if any, to, but not including, the redemption date and a make-whole premium set forth in the Private Notes Indenture. If the Company experiences certain change of control events, the Company must offer to repurchase the New Private Notes at 101% of their principal amount, plus accrued and unpaid interest, if any, to, but not including, the repurchase date.

The Private Notes Indenture contains covenants that, among other things, restrict the Company's ability and the ability of its restricted subsidiaries to incur certain additional indebtedness and issue preferred stock, make certain dividend payments, distributions, investments and other restricted payments, sell certain assets, agree to any restrictions on the ability of its restricted subsidiaries to make payments to the Company, create certain liens, merge, consolidate or sell all or substantially all of their assets and enter into certain transactions with affiliates. These covenants are subject to a number of important exceptions and qualifications as described in the Private Notes Indenture.

#### ***Debt Issuance Fees***

As a result of the exchange offer related transactions discussed above, during the year ended December 31, 2022, the Company incurred a total of approximately \$52.8 million of debt issuance fees which were allocated to the new revolving credit commitments, new Tranche 1, 2 and 3 Loans, New Registered Notes and New Private Notes based on their fair values at date of issuance. The debt issuance fees are being amortized over the terms of the respective agreements using the effective interest method.

As a result of the repayment of the remaining principal balance of Term Loan B, the 5.125% Senior Notes due 2023 and the newly issued Tranche 3 Loans as discussed further above, during the year ended December 31, 2022, the Company wrote off an additional \$2.3 million in deferred loan costs to loss on extinguishment of debt.

#### ***6.50% Exchangeable Senior Notes due 2026***

On February 24, 2021, the Company's wholly owned subsidiary, GEO Corrections Holdings, Inc. ("GEOCH"), completed a private offering of \$230 million aggregate principal amount of Convertible Notes which included the full exercise of the initial purchasers' over-allotment option to purchase an additional \$30 million aggregate principal amount of Convertible Notes. The Convertible Notes will mature on February 23, 2026, unless earlier repurchased or exchanged. The Convertible Notes bear interest at the rate of 6.50% per year plus an additional amount based on the dividends paid by the Company on its common stock, \$0.01 par value per share. Interest on the notes is payable semi-annually in arrears on March 1 and September 1 of each year, beginning on September 1, 2021. Interest expense related to the Convertible notes was \$14.8 million and \$12.9 million for the years ended December 31, 2022 and 2021, respectively.

Subject to certain restrictions on share ownership and transfer, holders may exchange the Convertible Notes at their option prior to the close of business on the business day immediately preceding November 25, 2025, but only under the following circumstances: (1) during the five consecutive business day period after any five consecutive trading day period, or the measurement period, in which the trading price per \$1,000 principal amount of Convertible Notes for each trading day of such measurement period was less than 98% of the product of the last reported sale price of the Company's common stock and the exchange rate for the Convertible Notes on each such trading day; or (2) upon the occurrence of certain specified corporate events. On or after November 25, 2025, until the close of business on the second scheduled trading day immediately preceding the maturity date of the Convertible Notes, holders may exchange their Convertible Notes at any time, regardless of the foregoing circumstances. Upon exchange of a Convertible Note, GEO will pay or deliver, as the case may be, cash or a combination of cash and shares of the Company's common stock. As of December 31, 2023, conditions had not been met to exchange the Convertible Notes.

Upon conversion, the Company will pay or deliver, as the case may be, cash or a combination of cash and shares of common stock. The initial conversion rate is 108.4011 shares of common stock per \$1,000 principal amount of Convertible Notes (equivalent to an initial conversion price of approximately \$9.225 per share of common stock). The conversion rate will be subject to adjustment in certain events. If the Company or GEOCH undergoes a fundamental change, holders may require GEOCH to purchase the Convertible Notes in whole or in part for cash at a fundamental change purchase price equal to 100% of the principal amount of the Convertible Notes to be purchased, plus accrued and unpaid interest, if any, to, but excluding, the fundamental change purchase date.

The Company used the net proceeds from this offering, including the exercise in full of the initial purchasers' over-allotment option to fund the redemption of the then outstanding amount of approximately \$194.0 million of the Company's 5.875% Senior Notes due 2022, to re-purchase additional senior notes and used remaining net proceeds to pay related transaction fees and expenses, and for general corporate purposes of the

Company. As a result of the redemption, deferred loan costs in the amount of approximately \$0.7 million were written off to loss on extinguishment of debt during the year ended December 31, 2021.

The Convertible Notes were offered in the United States only to persons reasonably believed to be “qualified institutional buyers” pursuant to Rule 144A under the Securities Act, and outside of the United States to non-U.S. persons in compliance with Regulation S under the Securities Act. Neither the Convertible Notes nor any of the shares of the Company’s common stock issuable upon exchange of the Convertible Notes, if any, have been, or will be, registered under the Securities Act and, unless so registered, may not be offered or sold in the United States, except pursuant to an applicable exemption from the registration requirements under the Securities Act.

The Company elected to early adopt Accounting Standards Update (“ASU”) 2020-06, Debt – Debt with Conversion and Other Options and Derivatives and Hedging – Contracts in Entity’s Own Equity, on January 1, 2021. The new standard simplifies the accounting for convertible debt by removing the requirements to separately present certain conversion features in equity. In addition, the new standard also simplifies the guidance in ASC 815-40, Derivatives and Hedging – Contract in Entity’s Own Equity, by removing certain criteria that must be satisfied to classify a contract as equity. Finally, the new standard revised the guidance on calculating earnings per share. The Company determined under the guidance of the new standard that the embedded conversion option does not require bifurcation and all proceeds were allocated to the Convertible Notes as a single instrument and is included in Long-Term Debt in the accompanying consolidated balance sheets. The costs incurred in the issuance, including the initial purchasers discount, totaling approximately \$9.6 million, are classified as a cash outflow within the financing activities section in the consolidated statement of cash flows, and are also being amortized to expense over the term of the Convertible Notes.

Because the Company currently intends to settle conversions by paying cash up to the principal amount of the Convertible Notes, with any excess conversion value settled in shares of common stock, the Convertible Notes are being accounted for using the net settlement method (or treasury stock-type method) for the purposes of calculating diluted earnings per share. Using this method, the denominator will be affected when the average share price of the Company's common stock for a given period is greater than the conversion price of approximately \$9.225 per share. There was no dilutive impact for the years ended December 31, 2023 and 2022.

#### ***Other***

In August of 2019, the Company entered into two identical Notes in the aggregate amount of \$44.3 million which are secured by loan agreements and mortgage and security agreements on certain real property and improvements. The terms of the Notes are through September 1, 2034 and bear interest at SOFR plus 205 basis points and are payable in monthly installments plus interest. The Company has entered into interest rate swap agreements to fix the interest rate to 4.22%. Included in the balance at December 31, 2023 is \$0.5 million of deferred loan costs incurred in the transaction. Refer to Note 6 - Derivative Financial Instruments for further information.



**Debt Repayment**

Debt repayment schedules under Finance Lease Obligations, Long-Term Debt, Term Loans and the Exchange Credit Agreement are as follows:

Fiscal Year	Finance Leases	Long-Term Debt	Revolver (In thousands)	Term Loans	Total Repayment
2024	\$ 759	\$ 24,417	\$ —	\$ 30,734	\$ 55,910
2025	536	1,275	—	42,859	44,670
2026	29	342,180	—	42,859	385,068
2027	—	1,393	—	790,260	791,653
2028	—	527,112	—	—	527,112
Thereafter	—	33,141	—	—	33,141
	1,324	929,518	—	906,712	1,837,554
Interest imputed on finance leases	(44)	—	—	—	(44)
Original issue (discount) premium	—	(33,229)	—	17,223	(16,006)
Current portion	(731)	(24,417)	—	(30,734)	(55,882)
Non-current portion	\$ 549	\$ 871,872	\$ —	\$ 893,201	\$ 1,765,622

**Guarantees**

The Company has entered into certain guarantees in connection with the performance of a facility in Australia. The obligations amounted to approximately AUD53.1 million, or \$36.2 million, based on exchange rates in effect as of December 31, 2023.

At December 31, 2023, the Company also had five letters of guarantee outstanding under separate international facilities relating to performance guarantees of its Australian subsidiary totaling \$9.1 million.

Except as discussed above, the Company does not have any off-balance sheet arrangements.

**12. Leases**

The Company has operating and finance leases for facilities, ground leases, office space, computers, copier equipment and transportation vehicles that have remaining lease terms of one year to seventy-seven years, some of which include options to extend the lease for up to ten years.

Lease related assets and liabilities are recorded on the balance sheet as follows (in thousands):

Classification on the Balance Sheet		December 31, 2023	December 31, 2022
<b>Assets</b>			
Operating lease assets	Operating Lease Right-of-Use Assets, Net	\$ 102,204	\$ 90,950
Finance lease assets	Property and Equipment, Net	1,205	1,895
Total lease assets		\$ 103,409	\$ 92,845
<b>Liabilities</b>			
<b>Current</b>			
Operating	Operating lease liabilities, current portion	\$ 24,640	\$ 22,584
Finance [1]	Current portion of finance liabilities, long-term debt and non-recourse debt	731	697
<b>Noncurrent</b>			
Operating	Operating Lease Liabilities	82,114	73,801
Finance [1]	Other Non-Current Liabilities	549	1,280
Total lease liabilities		\$ 108,034	\$ 98,362

[1] Also refer to Note 11 - Debt.

Certain information related to the lease costs for finance and operating leases is presented as follows (in thousands):

	Year Ended December 31, 2023	Year Ended December 31, 2022
Operating lease cost	\$ 34,262	\$ 37,362
Finance lease cost:		
Amortization of right-of-use assets	691	1,525
Interest on lease liabilities	62	119
Total finance lease cost	753	1,644
Short-term lease cost	10,865	4,869
Total lease cost	\$ 45,880	\$ 43,875
Cash paid for amounts included in the measurement of lease liabilities		
Operating cash flows for operating leases	\$ 34,933	\$ 37,836
Operating cash flows for finance leases	\$ 65	\$ 1,262
Financing activities for finance leases	\$ 694	\$ 726
Right-of-use assets obtained in exchange for new operating lease liabilities	\$ 35,233	\$ 11,697
Right-of-use assets obtained in exchange for new finance lease liabilities	\$ —	\$ —
Weighted average remaining lease term:		
Operating leases	5.9 years	6.3 years
Finance leases	1.8 years	2.8 years
Weighted average discount rate:		
Operating leases	6.27%	3.90%
Finance leases	3.90%	4.00%

The table below reconciles the undiscounted cash flows for each of the first five years and total of the remaining years to the operating lease liabilities and finance lease liabilities recorded on the balance sheet as of December 31, 2023 (in thousands).

	Operating Leases	Finance Leases
2024	\$ 32,669	\$ 759
2025	27,103	536
2026	20,450	29
2027	16,817	—
2028	12,062	—
Thereafter	19,401	—
Total minimum lease payments	128,502	1,324
Less: amount of lease payment representing interest	(21,748)	(44)
Present value of future minimum lease payments	106,754	1,280
Less: current obligations under leases	(24,640)	(731)
Long-term lease obligations	\$ 82,114	\$ 549

### 13. Benefit Plans

The Company's employees participate in an Employee Retirement Savings Plan (the "Retirement Plan") under Section 401(k) of the Internal Revenue Code that covers substantially all U.S. based salaried employees. Employees may contribute a percentage of eligible compensation to the plan, subject to certain limits under the Internal Revenue Code. For the years ended December 31, 2023, 2022 and 2021, the Company provided matching contributions of \$8.5 million, \$7.2 million and \$7.3 million, respectively.

The Company has two non-contributory defined benefit pension plans covering certain of the Company's executives. Retirement benefits are based on years of service, employees' average compensation for the last five years prior to retirement and social security benefits. Currently, the plans are not funded. The Company purchased and is the beneficiary of life insurance policies for certain participants enrolled in the plans. There were no significant transactions between the employer or related parties and the plans during 2023, 2022 or 2021.

The Company had a non-qualified deferred compensation agreement with its Executive Chairman. The agreement provided for a lump sum payment upon retirement, no sooner than age 55. As of December 31, 2023, the Executive Chairman had reached age 55 and was eligible to receive the payment upon retirement.

The Company and its Executive Chairman entered into on May 27, 2021, and effective July 1, 2021, an Amended and Restated Executive Retirement Agreement. Pursuant to the terms of the Amended and Restated Executive Retirement Agreement, upon the date that the Executive Chairman ceases to provide services to the Company, the Company will pay to the Executive Chairman an amount equal to \$3,600,000 which shall be paid in cash. The payment shall be credited with interest at a rate of 5% compounded quarterly. Additionally, at the end of each calendar year provided that the Executive Chairman is still providing services to GEO pursuant to the Executive Chairman Employment Agreement, GEO will credit an amount equal to \$1,000,000 (the "Employment Contributions Account"). The Employment Contributions Account will be credited with interest at the rate of 5% compounded quarterly. As the Executive Chairman's retirement payment will no longer be settled with a fixed number of shares of GEO's common stock (as per the Executive Chairman's former retirement agreement), \$3,600,000 has been reclassified from equity to other non-current liabilities in 2021. The balance of the Amended and Restated Executive Retirement Agreement was approximately \$9.6 million at December 31, 2023 which is fully funded. On November 29, 2023, the Company confirmed that the Company's Founder and Executive Chairman, will step down as Executive Chairman on June 30, 2026, at the end of his current employment term under his Executive Chairman Employment Agreement. Refer to Note 16 - Commitments, Contingencies and Other Matters for further information. The following table presents the balance due to the Executive Chairman at the end of the next two and a half years under the Amended and Restated Executive Retirement Agreement provided that the Executive Chairman is still providing services to the Company under his Executive Chairman Employment Agreement:

Period End	Retirement Obligation (In thousands)
12/31/2024	\$ 12,617
12/31/2025	\$ 16,336
6/30/2026	\$ 18,010

The Company had established several trusts for the purpose of paying the retirement benefit pursuant to the amended and restated executive retirement agreement. The trusts are revocable "rabbi trusts" and the assets of the trusts are subject to the claims of the Company's creditors in the event of the Company's insolvency.

The following table summarizes key information related to the Company's defined benefit pension plans. The table illustrates the reconciliation of the beginning and ending balances of the benefit obligation showing the effects during the periods presented attributable to service cost, interest cost, plan amendments, termination benefits, actuarial gains and losses. The assumptions used in the Company's calculation of accrued pension costs are based on market information and the Company's historical rates for employment compensation and discount rates. The vested benefit obligation is determined as the actuarial present value of the vested benefits to which the employee is currently entitled to but based on the employee's expected date of separation or retirement.

	December 31, 2023	December 31, 2022
<b>Accumulated Benefit Obligation, End of Year</b>	\$ 23,882	\$ 21,612
<b>Change in Projected Benefit Obligation</b>		
Projected Benefit Obligation, Beginning of Year	\$ 26,207	\$ 31,830
Service Cost	745	1,118
Interest Cost	1,345	962
Actuarial Gain	421	(6,710)
Benefits Paid	(928)	(993)
Projected Benefit Obligation, End of Year	\$ 27,790	\$ 26,207
<b>Change in Plan Assets</b>		
Plan Assets at Fair Value, Beginning of Year	\$ —	\$ —
Company Contributions	928	993
Benefits Paid	(928)	(993)
Plan Assets at Fair Value, End of Year	\$ —	\$ —
<b>Unfunded Status of the Plan</b>	<u>\$ (27,790)</u>	<u>\$ (26,207)</u>
<b>Amounts Recognized in Accumulated Other Comprehensive Income</b>		
Net Loss	(90)	(511)
Total Pension Cost	<u>\$ (90)</u>	<u>\$ (511)</u>
	<b>2023</b>	<b>2022</b>
<b>Components of Net Periodic Benefit Cost</b>		
Service Cost	\$ 745	\$ 1,118
Interest Cost	1,345	962
Amortization of:		
Net Loss	—	431
Net Periodic Pension Cost	<u>\$ 2,090</u>	<u>\$ 2,511</u>
<b>Weighted Average Assumptions for Expense</b>		
Discount Rate	5.00%	5.20%
Expected Return on Plan Assets	N/A	N/A
Rate of Compensation Increase	4.40%	4.40%

The long-term portion of the pension liability related to the defined benefit plan as of December 31, 2023 and 2022 was \$27 million and \$25.4 million, respectively, and is included in Other Non-Current liabilities in the accompanying consolidated balance sheets.

The amount included in accumulated other comprehensive income as of December 31, 2023 that has not yet been recognized as a component of net periodic benefit cost is \$0.1 million. There was no amount included in other accumulated comprehensive income as of December 31, 2023 that is expected to be recognized as a component of net periodic benefit cost in fiscal year 2024.

The benefit payments reflected in the table below represent the Company's obligations to employees that are eligible for retirement or have already retired and are receiving deferred compensation benefits:

Fiscal Year	Pension Benefits (In thousands)
2024	\$ 1,029
2025	1,104
2026	1,315
2027	1,525
2028	1,675
Thereafter	21,142
	<u>\$ 27,790</u>

The Company also maintains The GEO Group Inc. Deferred Compensation Plan ("Deferred Compensation Plan"), a non-qualified deferred compensation plan for employees who are ineligible to participate in its qualified 401(k) plan. Eligible employees may defer a fixed percentage of their salary and the Company matches employee contributions up to a certain amount based on the employee's years of service. Payments will be made at retirement age of 65, at termination of employment or earlier depending on the employees' elections. The Company established a rabbi trust; the purpose of which is to segregate the assets of the Deferred Compensation Plan from the Company's cash balances. The funds in the rabbi trust are included in Restricted Cash and Investments in the accompanying Consolidated Balance Sheets. These funds are not available to the Company for any purpose other than to fund the Deferred Compensation Plan; however, these funds may be available to the Company's creditors in the event the Company becomes insolvent. The rabbi trust had a balance of approximately \$41.7 million at December 31, 2023. All employee and employer contributions relative to the Deferred Compensation Plan are made directly to the rabbi trust. The Company recognized expense related to its contributions of \$0.7 million, \$0.7 million and \$0.1 million for the years ended December 31, 2023, 2022 and 2021, respectively. The total liability for this plan at December 31, 2023 and 2022 was approximately \$38.6 million and \$32.3 million, respectively, and is included in Other Non-Current Liabilities in the accompanying Consolidated Balance Sheets. The current portion of this liability was \$2.8 million and \$1.8 million as of December 31, 2023 and 2022, respectively.

#### 14. Business Segments and Geographic Information

##### *Operating and Reporting Segments*

The Company conducts its business through four reportable business segments: the U.S. Secure Services segment; the Electronic Monitoring and Supervision Services segment; the Reentry Services segment; and the International Services segment. The Company has identified these four reportable segments to reflect the current view that the Company operates four distinct business lines, each of which constitutes a material part of its overall business.

The U.S. Secure Services segment primarily encompasses U.S.-based secure services business. The Electronic Monitoring and Supervision Services segment, which conducts its services in the United States, represents services provided to adults for monitoring services and evidence-based supervision and treatment programs for community-based parolees, probationers, and pretrial defendants. The Reentry Services segment, which conducts its services in the United States represents services provided to adults for residential and non-residential treatment, educational and community-based programs, pre-release and half-way house programs. The International Services segment primarily consists of secure services operations in South Africa and Australia. Segment disclosures below (in thousands) reflect the results of

continuing operations. All transactions between segments are eliminated. The accounting policies of the segments are the same as those described in the summary of significant accounting policies.

Fiscal Year	2023	2022	2021
<b>Revenues:</b>			
U.S. Secure Services	\$ 1,518,292	\$ 1,437,831	\$ 1,488,936
Electronic Monitoring and Supervision Services	425,879	496,268	278,934
Reentry Services	275,102	255,428	274,893
International Services	193,894	187,200	213,849
Total revenues	<u>\$ 2,413,167</u>	<u>\$ 2,376,727</u>	<u>\$ 2,256,612</u>
<b>Capital Expenditures:</b>			
U.S. Secure Services	\$ 48,270	\$ 52,613	\$ 23,780
Electronic Monitoring and Supervision Services	17,434	31,354	29,504
Reentry Services	4,403	3,181	14,675
International Services	2,895	2,878	1,435
Total capital expenditures	<u>\$ 73,002</u>	<u>\$ 90,026</u>	<u>\$ 69,394</u>
<b>Depreciation and amortization:</b>			
U.S. Secure Services	\$ 78,917	\$ 80,600	\$ 83,721
Electronic Monitoring and Supervision Services	28,053	31,838	30,422
Reentry Services	16,588	18,416	18,773
International Services	2,226	2,071	2,261
Total depreciation and amortization	<u>\$ 125,784</u>	<u>\$ 132,925</u>	<u>\$ 135,177</u>
<b>Operating Income:</b>			
U.S. Secure Services	\$ 269,989	\$ 280,818	\$ 292,925
Electronic Monitoring and Supervision Services	212,903	238,194	127,070
Reentry Services	48,735	42,923	50,128
International Services	11,528	18,982	22,266
Operating income from segments	<u>\$ 543,155</u>	<u>\$ 580,917</u>	<u>\$ 492,389</u>
General and Administrative Expenses	(190,766)	(196,972)	(204,306)
Total operating income	<u>\$ 352,389</u>	<u>\$ 383,945</u>	<u>\$ 288,083</u>

#### *Pre-Tax Income Reconciliation of Segments*

The following is a reconciliation of the Company's total operating income from its reportable segments to the Company's income before income taxes and equity in earnings of affiliates, in each case, during the years ended December 31, 2023, 2022 and 2021, respectively.

Fiscal Year Ended	2023	2022	2021
(In thousands)			
Operating income from segments	\$ 543,155	\$ 580,917	\$ 492,389
<b>Unallocated amounts:</b>			
General and administrative expense	(190,766)	(196,972)	(204,306)
Net interest expense	(210,500)	(148,562)	(105,453)
Gain (loss) on extinguishment of debt	(8,532)	(37,895)	4,693
Net gain on disposition of assets	4,691	32,332	5,499
Income before income taxes and equity in earnings of affiliates	<u>\$ 138,048</u>	<u>\$ 229,820</u>	<u>\$ 192,822</u>

	2023	2022
	(In thousands)	
Segment assets:		
U.S. Secure Services	\$ 2,390,803	\$ 2,371,146
Electronic Monitoring and Supervision Services	511,984	536,291
Reentry Services	478,124	572,154
International Services	77,005	66,023
Total segment assets	<u>\$ 3,457,916</u>	<u>\$ 3,545,614</u>

### Asset Reconciliation

The following is a reconciliation of the Company's reportable segment assets to the Company's total assets as of December 31, 2023 and 2022, respectively.

	2023	2022
	(In thousands)	
Reportable segment assets	\$ 3,457,916	\$ 3,545,614
Cash	93,971	95,073
Deferred income tax assets	8,551	8,005
Restricted cash and investments, current and non-current	135,968	111,691
Total assets	<u>\$ 3,696,406</u>	<u>\$ 3,760,383</u>

### Geographic Information

During each of the years ended December 31, 2023, 2022 and 2021, the Company's international operations were conducted through (i) the Company's wholly owned Australian subsidiary, The GEO Group Australia Pty. Ltd., through which the Company has management contracts for three correctional facilities and a contract to provide health services for several public prisons, (ii) the Company's wholly owned subsidiaries, GEO Ravenhall Finance Holdings Pty. Ltd. and GEO Ravenhall Holdings Pty. Ltd. which, together, had a design and construction contract for a facility in Ravenhall, Australia (these subsidiaries were sold in September 2022), (iii) the Company's wholly-owned subsidiary in South Africa, SACM, through which the Company manages one correctional facility, and (iv) the Company's wholly-owned subsidiary in the United Kingdom, The GEO Group UK Ltd., through which the Company managed the Dungavel House Immigration Removal Centre (GEO transitioned the management contract for Dungavel to the government effective September 30, 2021).

Fiscal Year	2023	2022	2021
	(In thousands)		
Revenues:			
U.S. operations	\$ 2,219,400	\$ 2,189,527	\$ 2,043,157
Australia operations	177,653	168,225	186,980
South African operations	16,114	18,975	19,527
United Kingdom operations	—	—	6,948
Total revenues	<u>\$ 2,413,167</u>	<u>\$ 2,376,727</u>	<u>\$ 2,256,612</u>
Property and Equipment, net:			
U.S. operations	\$ 1,933,460	\$ 1,991,968	\$ 2,026,252
Australia operations	10,700	9,961	11,491
South African operations	118	92	102
Total Property and Equipment, net	<u>\$ 1,944,278</u>	<u>\$ 2,002,021</u>	<u>\$ 2,037,845</u>

### Sources of Revenue

The Company derives most of its revenue from the management of secure facilities through public-private partnerships. The Company also derives revenue from the provision of reentry services and electronic monitoring and evidence-based supervision and treatment programs in the United States, and expansion of new and existing secure facilities, processing centers and reentry centers.

Fiscal Year	2023	2022
	(In thousands)	
Revenues:		
Secure Services [1]	\$ 1,712,186	\$ 1,625,031
Electronic Monitoring and Supervision Services	425,879	496,268
Reentry Services	275,102	255,428
Total revenues	\$ 2,413,167	\$ 2,376,727

[1] Includes international secured services

### Equity in Earnings of Affiliates

Equity in earnings of affiliates for 2023, 2022 and 2021 includes the operating results of the Company's joint ventures in SACS and GEOAmeY. These joint ventures are accounted for under the equity method and the Company's investments in SACS and GEOAmeY are presented as a component of other non-current assets in the accompanying Consolidated Balance Sheets.

The Company has recorded \$1.7 million, \$2.5 million and \$3.6 million in earnings, net of tax impact, for SACS operations during the years ended December 31, 2023, 2022 and 2021, respectively, which are included in equity in earnings of affiliates, net of income tax provision in the accompanying Consolidated Statements of Operations. As of December 31, 2023 and 2022, the Company's investment in SACS was \$9.1 million and \$10.2 million, respectively. The investment is included in other non-current assets in the accompanying Consolidated Balance Sheets. The Company received dividend distributions of \$2.2 million, \$1.9 million and \$3.1 million, in 2023, 2022 and 2021, respectively, from this unconsolidated joint venture.

The Company has recorded \$2.9 million, \$2.2 million and \$3.6 million in earnings, net of tax impact, for GEOAmeY's operations during the years ended December 31, 2023, 2022 and 2021, respectively, which are included in equity in earnings of affiliates, net of income tax provision, in the accompanying Consolidated Statements of Operations. As of December 31, 2023 and 2022, the Company's investment in GEOAmeY was \$11.2 million and \$8.7 million, respectively, and represents its share of cumulative reported earnings. The Company received dividend distributions of \$0.8 million, \$2.6 million and \$5.2 million in 2023, 2022 and 2021, respectively, from this unconsolidated joint venture.

### Business Concentration

Except for the major customer noted in the following table, no other single customer made up greater than 10% of the Company's consolidated revenues for the following fiscal years:

Customer	2023	2022	2021
Various agencies of the U.S Federal Government:	63%	64%	58%

Concentration of credit risk related to the major customer above for accounts receivable is as follows:

Customer	2023	2022
Various agencies of the U.S Federal Government:	54%	60%

The concentrations above relate primarily to the Company's U.S. Secure Services and its Electronic Monitoring Supervision segments.

In addition, our ISAP contract accounted for 14%, 17% and 8% of our consolidated revenues for the years ended December 31, 2023, 2022 and 2021, respectively.



## 15. Income Taxes

The United States and foreign components of income before income taxes and equity in earnings in affiliates are as follows:

	2023	2022	2021
	(In thousands)		
Income before income taxes and equity in earnings in affiliates			
United States	\$ 125,495	\$ 205,360	\$ 161,856
Foreign	12,553	24,460	30,966
Income before income taxes and equity in earnings in affiliates	<u>\$ 138,048</u>	<u>\$ 229,820</u>	<u>\$ 192,822</u>

The provision for income taxes consists of the following components:

	2023	2022	2021
	(In thousands)		
Federal income taxes:			
Current	\$ 23,107	\$ 25,699	\$ 20,006
Deferred	1,256	17,328	71,202
	<u>24,363</u>	<u>43,027</u>	<u>91,208</u>
State income taxes:			
Current	6,139	10,422	8,564
Deferred	766	3,960	18,587
	<u>6,905</u>	<u>14,382</u>	<u>27,151</u>
Foreign income taxes (benefit):			
Current	4,677	39,904	7,780
Deferred	(546)	(34,414)	(3,409)
	<u>4,131</u>	<u>5,490</u>	<u>4,371</u>
Total U.S. and foreign provision for income taxes	<u>\$ 35,399</u>	<u>\$ 62,899</u>	<u>\$ 122,730</u>

A reconciliation of the statutory U.S. federal tax rate of 21% and the effective income tax rate is as follows:

	2023	2022	2021
	(In thousands)		
Provisions using statutory federal income tax rate	\$ 28,990	\$ 48,262	\$ 40,492
State income taxes, net of federal tax benefit	8,221	12,738	7,921
Change in valuation allowance	(3,292)	(242)	389
Federal tax credits	(1,733)	(1,742)	(1,414)
Effect of tax rate differential in foreign jurisdictions	1,137	1,932	3,802
Tax impact of vested equity compensation	981	2,100	3,621
Impact of REIT termination	—	—	70,813
Change in contingent tax liability	27	452	(4,339)
Asset divestiture	(1,529)	(5,596)	—
Other, net	2,597	4,995	1,445
Total provision for income taxes	<u>\$ 35,399</u>	<u>\$ 62,899</u>	<u>\$ 122,730</u>

The Company's effective tax rate differs from the U.S. statutory rate of 21% primarily due to the tax benefit from the release of valuation allowance of \$3.3 million on certain state net operating losses in 2023, lower taxes on an asset divestiture in 2023 and 2022 of \$1.5 million and \$5.6 million, respectively, and non-cash tax expense related to the termination of the REIT status in 2021 of \$70.8 million. Additionally, taxes differ due to state income taxes and foreign income taxes in excess of the US statutory rate in the presented periods. State income taxes, net of federal tax benefits of \$8.2 million, \$12.7 million and \$7.9 million were incurred in 2023, 2022 and 2021, respectively.

The following table presents the breakdown between non-current net deferred tax assets as classified on the balance sheets as of December 31, 2023 and 2022:

	2023	2022
	(In thousands)	
Deferred tax assets - non-current	\$ 8,551	\$ 8,005
Deferred tax liabilities - non-current	(77,369)	(75,849)
Total net deferred tax assets	\$ (68,818)	\$ (67,844)

The significant components of the Company's deferred tax assets and liabilities consisted of the following as of December 31, 2023 and 2022:

	2023	2022
	(In thousands)	
Deferred tax assets:		
Net operating losses	\$ 16,492	\$ 17,457
Accrued liabilities	20,408	34,333
Deferred compensation	16,812	14,437
Accrued compensation	9,485	6,928
Deferred revenue	1,446	1,654
Tax credits	3,376	4,423
Equity awards	3,537	3,322
Operating lease liability	26,627	23,556
Other, net	884	910
Valuation allowance	(19,105)	(21,016)
Total deferred tax assets	\$ 79,962	\$ 86,004
Deferred tax liabilities:		
Depreciation	\$ (81,949)	\$ (85,402)
Intangible assets	(41,329)	(46,228)
Prepaid expenses and other	(16)	(16)
Lease right-of-use assets	(25,486)	(22,202)
Total deferred tax liabilities	\$ (148,780)	\$ (153,848)
Total net deferred tax assets (liabilities)	\$ (68,818)	\$ (67,844)

Deferred income taxes should be reduced by a valuation allowance if it is not more likely than not that some portion or all of the deferred tax assets will be realized. On a periodic basis, management evaluates and determines the amount of the valuation allowance required and adjusts such valuation allowance accordingly. At year end 2023 and 2022, the Company has a valuation allowance of \$19.1 million and \$21.0 million, respectively related to deferred tax assets for foreign net operating losses and foreign tax credits, state net operating losses and state tax credits. The valuation allowance decreased by \$1.9 million during the year ended December 31, 2023 related to certain deferred tax assets that were realized.

The Company provides income taxes on the undistributed earnings of non-U.S. subsidiaries except to the extent that such earnings are permanently invested outside the United States. At December 31, 2023, \$9.1 million of accumulated undistributed earnings of non-U.S. subsidiaries were permanently invested outside the United States. At the existing U.S. federal income and applicable foreign withholding tax rates, additional taxes (net of foreign tax credits) of \$0.5 million, consisting solely of withholding taxes, would have to be provided if such earnings were remitted currently.

At December 31, 2023, the Company had no Federal net operating loss carryforwards and \$184.4 million of combined net operating loss carryforwards in various states which will begin to expire in 2024. The Company has recorded a partial valuation allowance against the deferred tax assets related to the state operating losses.

Also, as of the year ended December 31, 2023, the Company had \$15.8 million of foreign net operating losses and \$0.3 million foreign capital losses which carry forward indefinitely and \$1.1 million of state tax credits which will begin to expire in 2024. The Company has recorded a partial valuation allowance against the deferred tax assets related to the foreign operating losses and state tax credits.

The Company recognizes the cost of employee services received in exchange for awards of equity instruments based upon the grant date fair value of those awards. The exercise of non-qualified stock options and vesting of restricted stock awards which have been granted under

the Company's equity award plans give rise to compensation income which is includable in the taxable income of the applicable employees and the majority of which is deductible by the Company for federal and state income tax purposes. In the case of non-qualified stock options, the compensation income results from increases in the fair market value of the Company's common stock subsequent to the date of grant. At December 31, 2023, the deferred tax asset related to unexercised stock options and restricted stock grants for which the Company has recorded a book expense was \$3.5 million.

The Company recognizes the financial statement benefit of a tax position only after determining that the relevant tax authority would more likely than not sustain the position following an audit. For tax positions meeting the more-likely-than-not threshold, the amount recognized in the financial statements is the largest benefit that has a greater than 50 percent likelihood of being realized upon ultimate settlement with the relevant tax authority.

A reconciliation of the beginning and ending amount of unrecognized tax benefits is as follows:

	2023	2022	2021
	(In thousands)		
Balance at Beginning of Period	\$ 1,520	\$ 1,105	\$ 5,623
Additions based on tax positions related to the current year	—	581	133
Additions for tax positions of prior years	75	57	57
Reductions as a result of a lapse of applicable statutes of limitations	(57)	(223)	(4,708)
Balance at End of Period	<u>\$ 1,538</u>	<u>\$ 1,520</u>	<u>\$ 1,105</u>

All amounts in the reconciliation are reported on a gross basis and do not reflect a federal tax benefit on state income taxes. The Company has accrued \$1.5 million of accrued uncertain tax benefits as of December 31, 2023 which is inclusive of the federal tax benefit on state income taxes. The Company believes that it is reasonably possible that a decrease may be necessary in the unrecognized tax benefits within twelve months of the reporting date of approximately \$0.1 million, related to tax exposures, due to a lapse of the statute of limitation. The accrued uncertain tax balance at December 31, 2023 includes \$1.5 million of unrecognized tax benefits which, if ultimately recognized, will reduce the Company's annual effective tax rate.

The Company is subject to income taxes in the U.S. federal jurisdiction, and various states and foreign jurisdictions. Tax regulations within each jurisdiction are subject to the interpretation of the related tax laws and regulations and require significant judgment to apply. With few exceptions, the Company is no longer subject to U.S. federal, state and local, or non-U.S. income tax examinations by tax authorities for the years before 2019.

The calculation of the Company's provision (benefit) for income taxes requires the use of significant judgment and involves dealing with uncertainties in the application of complex tax laws and regulations. In determining the adequacy of the Company's provision (benefit) for income taxes, potential settlement outcomes resulting from income tax examinations are regularly assessed. As such, the final outcome of tax examinations, including the total amount payable or the timing of any such payments upon resolution of these issues, cannot be estimated with certainty.

During the year ended December 31, 2023, the Company recognized a net increase in interest of \$0.3 million related to the unrecognized tax benefits noted in the table above. There was no potential penalty recorded during the year ended December 31, 2023. The net decrease in interest during the year ended December 31, 2022 was not significant. During the year ended December 31, 2022, the Company recorded a potential penalty of \$0.1 million. During the year ended December 31, 2021, the Company recognized a net decrease in interest expense of \$0.2 million related to the change of unrecognized tax benefits noted in the table above. There was no potential penalty recorded during the year ended December 31, 2021.

The Company has approximately \$0.4 million accrued for the payment of interest and penalties at December 31, 2023. The Company had approximately \$0.1 million accrued for the payment of interest and penalties at December 31, 2022. The amount accrued for the payment of interest and penalties was not significant at December 31, 2021. The Company classifies interest and penalties as interest expense and operating expense, respectively.

## 16. Commitments, Contingencies and Other Matters

### *Transition of Jose Gordo from Chief Executive Officer to Advisor*

The Company announced on November 30, 2023 that following discussions between GEO and its Chief Executive Officer, Jose Gordo, the parties agreed that Mr. Gordo would depart as Chief Executive Officer and as a Board member on mutually agreeable terms and transition to the role of an advisor, effective December 31, 2023 (the "Separation Date").

Mr. Gordo and the Company entered into a Separation Agreement, on November 29, 2023. Pursuant to the terms of the Separation Agreement, Mr. Gordo will: (i) receive all accrued wages through December 31, 2023, less applicable withholdings; (ii) be eligible to receive a target annual performance award for the year ended December 31, 2023 pursuant to the terms of GEO's Performance Award Plan, if and to the extent earned, at the same time as other senior management employees participating in the Performance Award Plan; and (iii) be entitled to the payment of health insurance premiums under COBRA for a period ending on the earlier of eighteen (18) months following the Separation Date or the date he is no longer entitled to receive COBRA continuation coverage. Under the terms of the Separation Agreement, Mr. Gordo's equity award agreements will survive the separation of his employment except that performance shares shall only vest during the 18-month period of the Advisory Agreement. The Separation Agreement also contains a mutual release, cooperation and non-disparagement provisions.

Mr. Gordo and the Company also entered into an Advisory Agreement on November 29, 2023, effective as of January 1, 2024, for a period of eighteen (18) months concluding on June 30, 2025. Pursuant to the terms of the Advisory Agreement, Mr. Gordo will be available to give advice and support regarding litigation, client relations, operational issues, growth opportunities, and company financial management and debt restructuring matters and provide any and all other related assistance requested by the Company for an advisory fee of \$40,000 per month for the Advisory Period. The Company is seeking to continue Mr. Gordo's services in these specific areas to benefit from his many years of experience in the industry, the deep relationships he has forged inside the Company and with its industry partners, his global operating perspectives, and his specific expertise in a specialized industry. Additionally, Mr. Gordo's previously-awarded unvested performance shares shall continue to vest as scheduled through June 30, 2025, when and to the extent the Compensation Committee of the Board certifies that the performance goals are actually met. The Advisory Agreement also contains provisions related to confidentiality and conflicts of interest.

### ***Appointment of Brian Evans as Chief Executive Officer***

Brian Evans, who has been with the Company for 23 years and served as the Company's Chief Financial Officer for 14 years, was appointed Chief Executive Officer on November 29, 2023, effective January 1, 2024.

In connection with his appointment, Mr. Evans and the Company entered into the Evans Employment Agreement on December 4, 2023 to provide that Mr. Evans will be employed by the Company for a three-year term beginning January 1, 2024 (the "Effective Date"). Unless the Evans Employment Agreement is sooner terminated, or not renewed, it will automatically extend upon the end of its initial term for a rolling three-year term. Pursuant to the terms of the Evans Employment Agreement, Mr. Evans will serve as Chief Executive Officer and report directly to the Executive Chairman. Either Mr. Evans or the Company may terminate Mr. Evans' employment under the Evans Employment Agreement for any reason upon not less than thirty (30) days written notice.

Under the terms of the Evans Employment Agreement, Mr. Evans will be paid an annual base salary of \$1,000,000, subject to the review and potential increase in the sole discretion of the Compensation Committee. Mr. Evans will also be entitled to receive a target annual performance award of 100% of Mr. Evans' base salary and be entitled to participate in the Stock Incentive Plan.

The Evans Employment Agreement provides that upon the separation of employment by Mr. Evans for good reason, by the Company without cause or upon the death or disability of Mr. Evans, he will be entitled to receive a separation payment equal to two (2) times the sum of his annual base salary. The Company will also continue to provide Mr. Evans and any covered dependents with the Executive Benefits as defined in the Evans Employment Agreement for a period of five (5) years after the date of separation. In the event of Mr. Evans' death within such five (5) year period, the Company will continue to provide the Executive Benefits to Mr. Evans' covered dependents, and, if applicable to Mr. Evans' estate. In addition, the Evans Employment Agreement provides that upon such separation, GEO will transfer all of its interest in any automobile used by Mr. Evans pursuant to its Executive Automobile Policy and pay the balance of any outstanding loans or leases on such automobile so that Mr. Evans owns the automobile outright. In the event such automobile is leased, GEO will pay the residual cost of the lease. Lastly, all of the outstanding and unvested stock options and restricted stock granted to Mr. Evans prior to separation will fully vest immediately upon separation; provided, however that any restricted stock that is subject to performance-based vesting shall only vest when and to the extent the Compensation Committee certifies that the performance goals are actually met, and provided further that Mr. Evans remains in full compliance with the restrictive covenants set forth in the Evans Employment Agreement. Upon a separation of employment by the Company for cause or by Mr. Evans without good reason, Mr. Evans will be entitled to only the amount of compensation that is due through the effective date of the separation.

The Evans Employment Agreement includes a non-competition covenant that runs through the three-year period following the separation of the executive's employment, and confidentiality and work product provisions.

### ***Appointment of Shayn March as Acting Chief Financial Officer***

Shayn March, Executive Vice President, Finance and Treasurer, was appointed Acting Chief Financial Officer on November 29, 2023, effective January 1, 2024. Mr. March, 58, joined the Company as Vice President of Finance and Treasurer in March 2009.

In connection with his appointment as Acting Chief Financial Officer, the Compensation Committee approved an increase in Mr. March's annual base salary to \$450,000, effective January 1, 2024. Otherwise, the terms of Mr. March's employment continue to be governed by the March Employment Agreement. The March Employment Agreement provides that Mr. March will be employed by the Company for a two-year term beginning June 22, 2021. Unless the March Employment Agreement is sooner terminated, or not renewed, it automatically extends for an additional two years after the end of each term. Either Mr. March or the Company may terminate Mr. March's employment under the March Employment Agreement for any reason upon not less than thirty (30) days written notice. Under the terms of the March Employment Agreement, Mr. March is entitled to receive an annual bonus in accordance with the terms of any plan governing employee bonuses then in effect as established by the Board of Directors.

The March Employment Agreement provides that upon the separation of employment by the Company without cause or upon the death or disability of Mr. March, he will be entitled to receive a separation payment equal to the current annual base salary for the greater of: (i) the remainder of the term or (ii) twelve (12) months. The Company will also continue to provide Mr. March and any covered dependents with the Employee Benefits as defined in the March Employment Agreement for a period of twelve (12) months after the date of separation. In the event of Mr. March's death within such twelve (12) month period, the Company will continue to provide the Employee Benefits to Mr. March's covered dependents, and, if applicable to Mr. March's estate. Lastly, all of the outstanding and unvested stock options and restricted stock granted to Mr. March prior to separation will continue to vest for the greater of: (i) the remainder of the term or (ii) twelve (12) months. Upon a separation of employment by the Company for cause or a resignation by Mr. March, Mr. March will be entitled to only the amount of compensation that is due through the effective date of the separation.

The March Employment Agreement includes a non-competition covenant that runs through the two-year period following the separation of the executive's employment, and confidentiality and work product provisions.

#### ***Appointment of Wayne Calabrese as President and Chief Operating Officer***

Wayne Calabrese, Senior Vice President and Chief Operating Officer, was appointed President and Chief Operating Officer on November 29, 2023, effective January 1, 2024.

In connection with Mr. Calabrese's appointment as President and Chief Operating Officer, Mr. Calabrese and the Company entered into the Calabrese Employment Agreement, to provide that Mr. Calabrese will be employed by the Company for a two-year term beginning the Effective Date and ending on December 31, 2025.

Under the terms of the Calabrese Employment Agreement, Mr. Calabrese will be paid an annual base salary of \$700,000, subject to the review and recommendation of a potential increase in the sole discretion of the Compensation Committee. Mr. Calabrese will be entitled to receive a target annual performance award of eighty percent (80%) of his base salary and will also be entitled to participate in the Stock Incentive Plan.

The Calabrese Employment Agreement provides that upon a separation of employment by Mr. Calabrese for good reason or by the Company without cause or upon the death or disability of Mr. Calabrese, he will be entitled to a lump sum separation payment equal to Mr. Calabrese's annual base salary for six (6) months. In addition, the Calabrese Employment Agreement provides that upon such separation, the Company will transfer all of its interest in any automobile used by Mr. Calabrese pursuant to its Executive Automobile Policy and pay the balance of any outstanding loans or leases on such automobile so that Mr. Calabrese owns the automobile outright. Additionally, all of the outstanding unvested stock options and restricted stock granted to Mr. Calabrese prior to separation will fully vest immediately upon separation; provided however, that any restricted stock that is subject to performance-based vesting shall only vest when and to the extent the Compensation Committee certifies that the performance goals are actually met. Upon a separation of employment by Mr. Calabrese without good reason or by the Company for cause, Mr. Calabrese will be entitled to only the amount of compensation that is due through the effective date of the separation. Except that if Mr. Calabrese's separation from employment occurs upon the conclusion of his two-year term (or any extension thereof) (the "Full Term Separation Date"), all of the outstanding unvested stock options and restricted stock granted to Mr. Calabrese prior to the Full Term Separation Date will fully vest immediately upon separation; provided however, that any restricted stock that is still subject to performance-based vesting as of the Full Term Separation Date shall only vest when and to the extent the Compensation Committee certifies that the performance goals are actually met, and provided further that Mr. Calabrese remains in full compliance with the restrictive covenants set forth in the Calabrese Employment Agreement. The Calabrese Employment Agreement also provides that Mr. Calabrese is not eligible for retirement benefits under the Company's policy based on his prior employment and retirement, which resulted in Mr. Calabrese taking his retirement benefits at that time.

The Calabrese Employment Agreement includes a non-competition covenant that runs through the three-year period following the executive's separation from employment, and confidentiality and work product provisions.

***Non-Renewal of Term under Executive Chairman Employment Agreement and Transition of Dr. George Zoley from Executive Chairman to Advisor and non-Executive Chairman***

In addition, on November 29, 2023, the Company confirmed that Dr. George Zoley, the Company's Founder and Executive Chairman, will step down as Executive Chairman on June 30, 2026, at the end of his current employment term under his Executive Chairman Employment Agreement. The Company and Dr. Zoley plan on entering into an Advisory Services Agreement prior to June 30, 2026 to reflect Dr. Zoley's continuing role with the Company as an Advisor beginning on July 1, 2026 while continuing to serve as the Company's non-Executive Chairman of the Board of Directors, subject to shareholder approval.

***Collective Bargaining Agreements***

The Company had approximately 49% of its workforce covered by collective bargaining agreements at December 31, 2023. Collective bargaining agreements with 27% of employees are set to expire in less than one year.

***Contract Developments***

On December 18, 2023, GEO received a new task order from ICE establishing February 19, 2024 as the end of the contract performance period, ten months short of the end of the Company's 1940-bed company owned Adelanto ICE Processing Center's base contract term. The next day, on December 19<sup>th</sup>, ICE issued a public statement, saying, in part, that "While no final decision has been made regarding the disposition of the facility, ICE must consider the effect of ongoing litigation that prevents full use of the facility, likelihood of relief from that litigation, the cost associated with maintaining the facility and the operational requirements for effective national detention operations."

GEO believes the task order and public statement issued by ICE demonstrate that the government is considering whether to discontinue its use of the facility before the end of the contract's base term due to the ongoing impact of the outdated COVID-19 related limitations imposed by the federal court over three years ago. As a result, GEO and the three unions representing the Facility's employees have filed motions to protect GEO's interests which include annualized revenues and the potential loss of jobs by 350-plus Facility employees. Subsequent to the filing of these motions, ICE extended the task order funding for the Adelanto contract through June 19, 2024.

During the fourth quarter of 2023, in Colorado, GEO renewed its contract with ICE for the provision of the company-owned 1,532-bed Aurora ICE Processing Center and associated secure support services for a one-year term.

During the fourth quarter of 2023, in California, GEO renewed its contract with the U.S. Marshals for the provision of secure support services at the government-owned, 512-bed El Centro Detention Facility for a two-year term.

Also during the fourth quarter of 2023, at the state level, GEO received a two-year renewal of its lease agreement with the State of New Mexico for its company-owned, 600-bed Guadalupe County Correctional Facility, which is managed by the New Mexico Corrections Department.

Additionally, the Company's GEO Reentry Services division renewed five residential reentry center contracts at the state and federal levels during the fourth quarter of 2023

During the third quarter of 2023, the Company renewed two direct contracts with the U.S. Marshals Service. One was at its company-owned 1,900-bed Rio Grande Processing Center in Texas for a five-year term, and the second at its company-leased 770-bed Western Region Detention Facility in San Diego for a two-year term.

The Company also renewed three contracts with ICE during the third quarter of 2023 for respective one-year terms that include its company-owned 700-bed Broward Transitional Center in Florida, its company-owned 1,904-bed South Texas ICE Processing Center, and its company-owned 1,314-bed Montgomery Processing Center in Texas and entered into a new emergency nine month contract to provide air operations support for ICE.

On April 28, 2023, the Company signed a 66-month lease, with subsequent unlimited one-year options, with the Oklahoma Department of Corrections for its previously idled company-owned Great Plains Correctional Facility which commenced May 1, 2023.

During the first quarter of 2023, the USMS exercised the five-year option period under the Company's direct contract for the 768-bed Robert Deyton Facility in Georgia, which is now effective through February 2028.

On January 9, 2023, the Company announced that its Australian subsidiary, GEO Australia, had entered into a contract with the Department of Justice and Community Safety in the State of Victoria for delivery of primary health services across thirteen public prisons. The contract commenced on July 1, 2023.

### ***Commitments***

As of December 31, 2023, the Company had contractually required commitments for a number of projects using existing Company financing facilities. The Company's management estimates that these existing contractually required capital projects will cost approximately \$61.3 million, of which \$49.0 million was spent through 2023. The Company estimates the remaining capital requirements related to these contractually required capital projects to be approximately \$12.3 million. These projects are expected to be completed through 2024.

In addition to these current estimated capital requirements, the Company is currently in the process of bidding on, or evaluating potential bids for the design, construction and management of a number of new projects. In the event that the Company wins bids for these projects and decides to self-finance their construction, its capital requirements could materially increase.

### ***Litigation, Claims and Assessments***

#### **Shareholder and Derivative Litigation**

On July 7, 2020, a putative shareholder class action lawsuit was filed against the Company and its officers George C. Zoley and Brian R. Evans in the U.S. District Court for the Southern District of Florida. On November 18, 2020, the lead plaintiffs, James Michael DeLoach and Edward Oketola, filed a consolidated class action amended complaint against Messrs. Zoley and Evans—as well as then current and former Company officers J. David Donahue and Ann M. Schlarb. On September 23, 2021, the court dismissed all claims against Messrs. Evans and Donahue, and Ms. Schlarb, and dismissed all claims against GEO and Mr. Zoley other than claims related to GEO's disclosures about pending litigation. On October 4, 2021, plaintiffs filed a consolidated class action second amended complaint. The second amended complaint alleged that GEO and Mr. Zoley violated Sections 10(b) and 20(a) of the Securities Exchange Act of 1934 (the "Exchange Act"), and Rule 10b-5 promulgated thereunder, and alleged that Mr. Zoley violated Section 20(a) of the Exchange Act, by making materially false and misleading statements and/or omissions related to pending litigation, and sought relief individually and on behalf of a putative class consisting of all persons and entities—other than the defendants, the officers and directors of the Company, members of their immediate families and their legal representatives, heirs, successors or assigns and any entity in which the defendants have or had a controlling interest—who purchased or otherwise acquired the Company's securities during the alleged class period from November 9, 2018 to August 5, 2020, inclusive. The second amended complaint sought damages, interest, attorneys' fees, expert fees, other costs, and such other relief as the court deemed proper. On June 21, 2022, the court dismissed all claims in the second amended complaint other than those related to the Company's statements about pending lawsuits made prior to July 17, 2019. The parties resolved this matter following mediation for a payment to a settlement class of \$3 million paid by the Company's insurance carrier. On November 17, 2023, the court entered a Final Judgment and Order of Dismissal with Prejudice approving the settlement.

After the putative shareholder class action lawsuit was filed, three related putative shareholder derivative actions were also filed. These cases generally allege breaches of fiduciary duties related to the same underlying matters alleged in the class action above. First, on July 1, 2021, a putative shareholder derivative complaint was filed in Palm Beach County, Florida Circuit Court against the Company, as well as current and former Company directors and officers George C. Zoley, Jose Gordo, Brian R. Evans, Ann M. Schlarb, Richard H. Glanton, Anne N. Foreman, Christopher C. Wheeler, Julie M. Wood, Guido van Hauwermeiren, Scott M. Kernan, and Duane Helkowski (collectively, the "State Court Defendants"). Second, on November 12, 2021, a putative shareholder derivative complaint was filed in the U.S. District Court for the Southern District of Florida against the Company, the State Court Defendants, as well as then current and former Company officers David Venturella and J. David Donahue (collectively, the "Derivative Defendants"). Third, on August 24, 2022, a putative stockholder derivative complaint was filed in the U.S. District Court for the Southern District of Florida against the Company and the Derivative Defendants. The state-court complaint alleges breach of fiduciary duty and unjust enrichment claims against the State Court Defendants relating to purported healthcare and quality of care deficiencies, an allegedly inadequate response to the COVID-19 pandemic, alleged forced labor by detainees, and alleged exposure to pending litigation, which purportedly led to damage to GEO. The federal-court complaints make similar allegations of breach of fiduciary duty as to the Derivative Defendants, and also allege that the Derivative Defendants violated Section 10(b) of the Exchange Act, and Rule 10b-5 promulgated thereunder and that Mr. Zoley contributed to alleged violations of Sections 10(b) and 21D of the Exchange Act. These cases are currently stayed.

#### **Immigration Detainee Litigation**

Civil immigration detainees at the Aurora ICE Processing Center filed a class action lawsuit on October 22, 2014, against the Company in the U.S. District Court for the District of Colorado. The complaint alleges that the Company was in violation of the Colorado Minimum Wage Act ("CMWA") and the Federal Trafficking Victims Protection Act ("TVPA"). The complaint also claims that the Company was unjustly enriched based on the level of payment the detainees received for work performed in a Voluntary Work Program ("VWP") the Company is required to implement at the facility under the terms of its contract with the federal government. On July 6, 2015, the court found that detainees were not employees under the CMWA and dismissed this claim. On February 27, 2017, the court granted the plaintiffs' motion for class certification on the TVPA and unjust enrichment claims. The plaintiffs' class seeks actual damages, compensatory damages, exemplary damages, punitive damages, restitution, attorneys' fees and costs, and such other relief as the court may deem proper. On October 18, 2022, the court issued an order granting plaintiffs' motion for summary judgment on the Company's affirmative defenses, denying the Company's motion for summary judgment, motion to dismiss, and motion for decertification of the class, narrowing the class period for plaintiffs' TVPA claims, and otherwise ruling against the Company's motions for relief. All trial dates are currently stayed by court order pending appeal of certain of GEO's defenses to the 10th Circuit Court of Appeal. Oral argument before the 10th Circuit was held on September 18, 2023.

Since the Colorado suit was initially filed, four similar lawsuits have been filed - two in Washington State and two in California.

The first of the two Washington State lawsuits was filed on September 26, 2017, by immigration detainees against the Company in the U.S. District Court for the Western District of Washington. The second lawsuit was filed on September 20, 2017, by the State Attorney General against the Company in the Superior Court of the State of Washington for Pierce County, which the Company removed to the U.S. District Court for the Western District of Washington on October 9, 2017. The plaintiffs claimed that Washington minimum wage laws should be enforced with respect to detainees who volunteer to participate in a VWP administered by GEO at the Northwest ICE Processing Center (the "Center") as required by the U.S. Department of Homeland Security under the terms of GEO's contract. The Center houses persons in the custody of federal immigration authorities while the federal government is determining their immigration status.

In October 2021, an unfavorable jury verdict and court judgment resulting in a combined \$23.2 million judgment entered against the Company in the retrial of the two cases, which judgment amounts were subsequently increased by a further award against the Company of attorney's fees, costs, and pre-judgment interest in the amount of \$14.4 million. Post judgment interest is accruing on these judgments in accordance with Washington law. The trial court has waived the necessity to post a supersedeas bond for the combined judgments and has stayed enforcement of the verdict and judgments while GEO's appeal to the U.S. Court of Appeals for the Ninth Circuit is pending. Oral argument before the Ninth Circuit was held on October 6, 2022.

On March 7, 2023, the Ninth Circuit certified certain state law questions to the Washington Supreme Court. Oral argument before the Washington Supreme Court was held on October 17, 2023. On December 21, 2023, the Washington Supreme Court issued an opinion answering the questions certified by the Ninth Circuit. Under the Ninth Circuit's March 7, 2023 order certifying the above questions to the Washington Supreme Court, the Ninth Circuit has resumed control and jurisdiction over the Washington State lawsuits.

On February 21, 2024, the United States Department of Justice filed its Amicus Curiae in Support of GEO, arguing that the Washington judgments should be reversed because the Supremacy Clause precludes application of the Washington Minimum Wage Statute to work programs for federal detainees. In its Brief, the Department of Justice asserts that application of the Washington law independently contravenes intergovernmental immunity because it would make federal detainees subject to provisions that do not apply, and never have applied, to persons in state custody, singling out a contractor with the federal government for obligations Washington does not itself bear. The Department of Justice also contends that the immigration statutory structure approved by Congress does not contemplate a role for states or state law in governing the Voluntary Work Program for federal detainees.

In California, a class-action lawsuit was filed on December 19, 2017, by immigration detainees against the Company in the U.S. District Court Eastern Division of the Central District of California. The California lawsuit alleges violations of the state's minimum wage laws, violations of the TVPA and California's equivalent state statute, unjust enrichment, unfair competition and retaliation. The California court has certified a class of individuals who have been civilly detained at the Company's Adelanto Facility from December 19, 2014, until the date of final judgment. On March 31, 2022, the court entered a stay until the Ninth Circuit rules on the Washington State lawsuits.

Current and former detainees of the Mesa Verde ICE Processing Center and the Golden State Annex ICE Processing Center filed a class action lawsuit on July 13, 2022, against the Company in the U.S. District Court for the Eastern District of California, Fresno Division. This lawsuit is similar to the cases in Colorado, Washington and California discussed above. The complaint alleges that federal detainees who volunteer to participate in the VWP at GEO's Mesa Verde and Golden State Annex ICE facilities are employees of GEO and entitled to the state's minimum wage. Plaintiffs also make claims for unfair competition, unjust enrichment, human trafficking, forced labor, California's Private Attorneys General Act and retaliation. GEO filed both a motion to stay the action pending the Ninth Circuit's decision in the Washington State lawsuits and a motion to dismiss the action in its entirety. On July 10, 2023, the court entered a stay until the Ninth Circuit rules on the Washington State lawsuits.



GEO believes it operates the VWP in full compliance with its contract with ICE and all applicable laws, regulations, and standards. GEO strongly disputes the claims made in these lawsuits, and intends to take all necessary steps to vigorously defend itself from these lawsuits. GEO has not recorded any accruals relating to these lawsuits at this time as losses are not considered probable.

### **Challenges to State Legislation that Conflict with Federal Contracts**

On April 29, 2021, the Company filed a lawsuit in the U.S. District Court for the Western District of Washington against the State of Washington for declaratory and injunctive relief challenging the State of Washington's newly enacted law – House Bill 1090 – that purports to prohibit the operation of "private detention facilities" in the state, which would prevent the United States from using privately contracted detention facilities to house detainees in the custody of ICE. The court entered a stay of this action pending the final resolution of the AB-32 appeal. On June 22, 2023, the State of Washington filed a stipulation indicating, among other things, that it will not enforce House Bill 1090 against GEO for its operation of the Northwest ICE Processing Center. On November 16, 2023, the court entered a Judgment and dismissed the case.

On July 13, 2023, the Company filed a lawsuit in the U.S. District Court for the Western District of Washington against the State of Washington for declaratory and injunctive relief challenging the State of Washington's newly enacted law – House Bill 1470. House Bill 1470 purports to empower state agencies with new rule making, inspection, investigation, and testing powers over the Northwest ICE Processing Center. House Bill 1470 also creates a statutory regime of civil penalties applicable to private detention facilities for violations of House Bill 1470 detention standards, and purports to create a private right of action for detainees aggrieved by violations of the statute. The Company is awaiting a ruling on its complaint from the U.S. District Court for the Western District of Washington.

### **Other Litigation**

The nature of the Company's business also exposes it to various other legal claims or litigation, including, but not limited to, civil rights claims relating to conditions of confinement and/or mistreatment, sexual misconduct claims brought by individuals in its care, medical malpractice claims, claims related to deaths in custody, product liability claims, intellectual property infringement claims, claims relating to employment matters (including, but not limited to, employment discrimination claims, union grievances and wage and hour claims), property loss claims, environmental claims, automobile liability claims, indemnification claims by its customers and other third-parties, contractual claims and claims for personal injury or other damages resulting from contact with the Company's facilities, programs, electronic monitoring products, personnel or detainees, including damages arising from the escape of an individual in its care or from a disturbance or riot at a facility. Legal proceedings with respect to our facilities are unpredictable and, where material, can cause adverse effects, such as prompting modification or even termination of the underlying facility management contracts.

### **Accruals for Legal Proceedings**

The Company establishes accruals for specific legal proceedings when it is considered probable that a loss has been incurred and the amount of the loss can be reasonably estimated. However, the results of these claims or proceedings cannot be predicted with certainty, and an unfavorable resolution of one or more of these claims or proceedings could have a material adverse effect on the Company's financial condition, results of operations or cash flows, including the modification or loss of one or more facility management contracts, or could result in a material impairment of the Company's assets. The Company's accruals for loss contingencies are reviewed quarterly and adjusted as additional information becomes available. The Company generally does not accrue for anticipated legal fees and costs but expenses those items as incurred.

### ***Other Assessment***

A state non-income tax audit completed in 2016 included tax periods for which the state tax authority had previously processed a substantial tax refund. At the completion of the audit fieldwork, the Company received a notice of audit findings disallowing deductions that were previously claimed by the Company, approved by the state tax authority and served as the basis for the approved refund claim. In early January 2017, the Company received a formal Notice of Assessment of Taxes and Demand for Payment from the taxing authority disallowing the deductions. The total tax, penalty and interest related to the assessment is approximately \$21.1 million. The Company appealed the administrative ruling. In February 2024, the Company received notice that the New Mexico Court of Appeals had ruled against its appeal. The Company plans to appeal this ruling to the State Supreme Court by timely filing a Petition for Writ of Certiorari. The Company disagrees with the assessment and intends to take all necessary steps to vigorously defend its position. The Company has established an estimated liability based on its estimate of the most probable loss based on the facts and circumstances known to date and the advice of outside counsel in connection with this matter.

### *Asset Divestitures*

Effective September 20, 2022, the Company executed a Share and Unit Sale and Purchase Agreement ("SPA") for the sale of its equity investment interest in the government-owned Ravenhall Correctional Centre ("Centre") project in Australia for approximately \$84 million in gross proceeds, pre-tax to an unrelated third party. In accordance with the SPA, the Company sold its shares/units in GEO Australasia Holdings Pty Ltd, GEO Australasia Finance Holdings Pty Ltd and GEO Australasia Finance Holding Trust, the Company's former wholly owned subsidiaries. These subsidiaries held the contract receivable and related non-recourse debt which were transferred to the buyer and are no longer an asset or outstanding obligation of the Company. These subsidiaries also held restricted cash that was also transferred to the buyer. The Company continues to manage the operations of the Centre on behalf of the State of Victoria. As a result of the sale, the Company recorded a gain of approximately \$29.3 million, pre-tax. The proceeds, along with available cash on hand, were used to repay all of the remaining outstanding principal of its Term Loan B and its newly issued Tranche 3 Loans. Refer to Note 11 - Debt for additional information.

On July 1, 2021, the Company completed a divestiture of its youth division ("Abraxas"). The divestiture included the sale of certain non-real estate assets in the Company's youth division for total consideration of \$10 million which was in the form of an unsecured term note receivable ("Term Note"). The Term Note was to mature July 1, 2026 and bore annual interest at 5%. Principal payments of \$250,000 were to be due annually each year starting July 1, 2022. After June 30, 2023, an additional payment would have been due equal to 50% of the excess cash flow (as defined in the Term Note) in excess of \$1,000,000. The remaining balance was due on the maturity date. Additionally, the Company had provided a \$4 million working capital line of credit ("Grid Note") which was to mature on December 31, 2022 and bore daily interest at prime minus 1%. Each loan under the Grid Note was payable upon the earlier of (i) on demand, (ii) thirty days from the funding date, or (iii) the maturity date. There were no amounts drawn on the Grid Note during 2021. The sale resulted in the assignment of the Company's youth services management contracts to Abraxas. The Company retained the ownership of the youth services real estate assets and have entered into lease agreements with Abraxas for the six company-owned youth facilities. As a result of the transaction, the Company recorded a loss on asset divestiture of approximately \$4.5 million during the year ended December 31, 2021 inclusive of a working capital adjustment. On October 15, 2021, the Company signed a letter agreement with Abraxas and another unrelated not-for-profit entity for the settlement of the Term Note and termination of the Grid Note. In accordance with the letter agreement, Abraxas became affiliated with the other unrelated not-for-profit entity and paid the Company \$8 million in full settlement of the Term Note on December 31, 2021.

## **17. Subsequent Events**

### *Options and Restricted Stock Awards*

On February 8, 2024, the Compensation Committee of the Board resolved to grant shares of restricted stock to certain employees and directors of the Company based on a percentage of salaries for the employees and a preset dollar amount for its directors. The number of shares to be awarded will be based on the stock price of the Company's shares of common stock on March 1, 2024 (the effective date of the awards). Of the total shares of restricted stock to be granted, certain are performance-based awards which vest subject to the achievement of certain total shareholder return and return on capital employed metrics over a three-year period.

### *Redemption of Senior Notes due 2024*

On February 9, 2024, the Company delivered a notice of redemption for all of the remaining \$23.8 million in outstanding aggregate principal amount of its 5.875% Senior Notes due 2024. The redemption will occur on March 11, 2024 (the "Redemption Date"). The redemption price will be equal to \$1,000 per \$1,000 original principal amount, plus any accrued and unpaid interest up to, but excluding the Redemption Date. In February 2024 the Company deposited with the trustee the redemption price, using available cash on hand, and the indenture governing the 5.875% Senior Notes due 2024 has been satisfied and discharged.

**Item 9. *Changes in and Disagreements with Accountants on Accounting and Financial Disclosure***

None.

**Item 9A. *Controls and Procedures*****Disclosure Controls and Procedures**

Our management, with the participation of our Chief Executive Officer and our Chief Financial Officer, has evaluated the effectiveness of our disclosure controls and procedures (as such term is defined in Rules 13a-15(e) and 15d-15(e) under the Securities Exchange Act of 1934, as amended, referred to as the Exchange Act), as of the end of the period covered by this report. On the basis of this review, our management, including our Chief Executive Officer and our Chief Financial Officer, has concluded that as of the end of the period covered by this report, our disclosure controls and procedures were effective to give reasonable assurance that the information required to be disclosed in our reports filed with the Securities and Exchange Commission, or the SEC, under the Exchange Act is recorded, processed, summarized and reported within the time periods specified in the rules and forms of the SEC, and to ensure that the information required to be disclosed in the reports filed or submitted under the Exchange Act is accumulated and communicated to our management, including our Chief Executive Officer and our Chief Financial Officer, in a manner that allows timely decisions regarding required disclosure.

It should be noted that the effectiveness of our system of disclosure controls and procedures is subject to certain limitations inherent in any system of disclosure controls and procedures, including the exercise of judgment in designing, implementing and evaluating the controls and procedures, the assumptions used in identifying the likelihood of future events, and the inability to eliminate misconduct completely. Accordingly, there can be no assurance that our disclosure controls and procedures will detect all errors or fraud. As a result, by its nature, our system of disclosure controls and procedures can provide only reasonable assurance regarding management’s control objectives.

**Internal Control Over Financial Reporting*****(a) Management’s Annual Report on Internal Control Over Financial Reporting***

See “Item 8. — Financial Statements and Supplementary Data — Management’s Annual Report on Internal Control Over Financial Reporting” for management’s report on the effectiveness of our internal control over financial reporting as of December 31, 2022.

***(b) Attestation Report of the Registered Public Accounting Firm***

See “Item 8. — Financial Statements and Supplementary Data — Report of Independent Registered Public Accounting Firm” for the report of our independent registered public accounting firm on the effectiveness of our internal control over financial reporting as of December 31, 2022.

***(c) Changes in Internal Control over Financial Reporting***

Our management is responsible for reporting any changes in our internal control over financial reporting (as such terms are defined in Rules 13a-15(f) and 15d-15(f) under the Exchange Act) during the period to which this report relates that have materially affected, or are reasonably likely to materially affect, our internal control over financial reporting. Management believes that there have not been any changes in our internal control over financial reporting (as such term is defined in Rules 13a-15(f) and 15d-15(f) under the Exchange Act) during the period to which this report relates that have materially affected, or are reasonably likely to materially affect, our internal control over financial reporting.

**Item 9B. *Other Information***

During the fiscal quarter ended December 31, 2023, no director or officer of the Company adopted or terminated a “Rule 10b5-1 trading arrangement” or a “non-Rule 10b5-1 trading arrangement” (in each case, as defined in Item 408 of Regulation S-K).

**Item 9C. *Disclosure Regarding Foreign Jurisdictions that Prevent Inspections***

Not applicable.

**PART III****ITEM 10. *Directors, Executive Officers and Corporate Governance***

We have adopted a code of business conduct and ethics applicable to all of our directors, officers, employees, agents and representatives, including our consultants. The code strives to deter wrongdoing and promote honest and ethical conduct, the avoidance of conflicts of interest, full, fair, accurate, timely and transparent disclosure, compliance with the applicable government and self-regulatory organization laws, rules and regulations, prompt internal reporting of violations of the code, and accountability for compliance with the code. In addition, we have adopted a code of ethics for the CEO, our senior financial officers and all other employees. The codes can be found on our website at <http://www.geogroup.com> by clicking on the link “About Us” on our homepage and then clicking on the link “Corporate Governance.” In addition, the codes are available in print to any shareholder who request them by contacting our Vice President of Corporate Relations at 561-999-7306. In the event that we amend or waive any of the provisions of the code of business conduct and ethics and the code of ethics for the CEO, our senior financial officers and employees that relate to any element of the code of ethics definition enumerated in Item 406(b) of Regulation S-K, we intend to disclose the same on our Investor Relations website. The other information required by this item will be contained in, and is incorporated by reference from, the proxy statement for our 2024 annual meeting of shareholders, which will be filed with the SEC pursuant to Regulation 14A within 120 days after the end of the year covered by this report.

**ITEM 11. *Executive Compensation***

The information required by this item will be contained in, and is incorporated by reference from, the proxy statement for our 2024 annual meeting of shareholders, which will be filed with the SEC pursuant to Regulation 14A within 120 days after the end of the fiscal year covered by this report.

**ITEM 12. *Security Ownership of Certain Beneficial Owners and Management and Related Stockholder Matters***

The information required by this item will be contained in, and is incorporated by reference from, the proxy statement for our 2024 annual meeting of shareholders, which will be filed with the SEC pursuant to Regulation 14A within 120 days after the end of the fiscal year covered by this report.

**ITEM 13. *Certain Relationships and Related Transactions, and Director Independence***

The information required by this item will be contained in, and is incorporated by reference from, the proxy statement for our 2024 annual meeting of shareholders, which will be filed with the SEC pursuant to Regulation 14A within 120 days after the end of the fiscal year covered by this report.

**ITEM 14. *Principal Accountant Fees and Services***

The information required by this item will be contained in, and is incorporated by reference from, the proxy statement for our 2024 annual meeting of shareholders, which will be filed with the SEC pursuant to Regulation 14A within 120 days after the end of the fiscal year covered by this report.

## PART IV

**Item 15. Exhibit and Financial Statement Schedules****(a)(1) Financial Statements.**

The consolidated financial statements of GEO are filed under Item 8 of Part II of this report.

**(2) Financial Statement Schedule.**

Schedule II — Valuation and Qualifying Accounts — Page 148

All other schedules specified in the accounting regulations of the Securities and Exchange Commission have been omitted because they are either inapplicable or not required.

**(3) Exhibits Required by Item 601 of Regulation S-K. The following exhibits are filed as part of this Annual Report:**

<b>Exhibit Number</b>	<b>Description</b>	
1.1	Form of Equity Distribution Agreement, dated December 28, 2023, by and among The GEO Group, Inc. and each of Cantor Fitzgerald & Co., Compass Point Research & Trading, LLC, Imperial Capital, LLC, JonesTrading Institutional Services LLC, Noble Capital Markets, Inc., Northland Securities, Inc., StoneX Financial Inc., Virtu Americas LLC, and Wedbush Securities Inc.	<a href="https://www.sec.gov/Archives/edgar/data/923796/000119312523305223/d669399dex11.htm">https://www.sec.gov/Archives/edgar/data/923796/000119312523305223/d669399dex11.htm</a>
3.1	Amended and Restated Articles of Incorporation (incorporated by reference to Exhibit 3.1 to the Company's Current Report on Form 8-K, filed on June 30, 2014).	<a href="https://www.sec.gov/Archives/edgar/data/923796/000119312514254491/d750635dex31.htm">https://www.sec.gov/Archives/edgar/data/923796/000119312514254491/d750635dex31.htm</a>
3.2	Articles of Merger, effective as of June 27, 2014 (incorporated by reference to Exhibit 3.2 to the Company's Current Report on Form 8-K, filed on June 30, 2014).	<a href="https://www.sec.gov/Archives/edgar/data/923796/000119312514254491/d750635dex32.htm">https://www.sec.gov/Archives/edgar/data/923796/000119312514254491/d750635dex32.htm</a>
3.3	Articles of Amendment to the Amended and Restated Articles of Incorporation of The GEO Group, Inc. (incorporated by reference to Exhibit 3.1 to the Company's Current Report on Form 8-K, filed on April 26, 2017).	<a href="https://www.sec.gov/Archives/edgar/data/923796/000119312517137344/d384798dex31.htm">https://www.sec.gov/Archives/edgar/data/923796/000119312517137344/d384798dex31.htm</a>
3.4	Third Amended and Restated Bylaws of The GEO Group, Inc. (incorporated by reference to Exhibit 3.1 to the Company's Current Report on Form 8-K, filed on June 21, 2021).	<a href="https://www.sec.gov/Archives/edgar/data/0000923796/000119312521195250/d192125dex31.htm">https://www.sec.gov/Archives/edgar/data/0000923796/000119312521195250/d192125dex31.htm</a>
3.5	Amendment to Third Amended and Restated Bylaws, effective	<a href="https://www.sec.gov/Archives/edgar/data/0000923796/000119312522019826/d305099dex31.htm">https://www.sec.gov/Archives/edgar/data/0000923796/000119312522019826/d305099dex31.htm</a>

	January 21, 2022 (incorporated by reference to Exhibit 3.1 to the Company's Current Report on Form 8-K filed on January 27, 2022).	
3.6	Amendment to Third Amended and Restated Bylaws, effective February 14, 2022 (incorporated by reference to Exhibit 3.1 to the Company's Current Report on Form 8-K filed on February 18, 2022).	<a href="https://www.sec.gov/Archives/edgar/data/0000923796/000119312522045923/d106900dex31.htm">https://www.sec.gov/Archives/edgar/data/0000923796/000119312522045923/d106900dex31.htm</a>
3.7	Amendment to Third Amended and Restated Bylaws, effective December 27, 2022 (incorporated by reference to Exhibit 3.1 to the Company's Current Report on Form 8-K, filed on December 28, 2022).	<a href="https://www.sec.gov/Archives/edgar/data/923796/000119312522313783/d398856dex31.htm">https://www.sec.gov/Archives/edgar/data/923796/000119312522313783/d398856dex31.htm</a>
3.8	Amendment to Third Amended and Restated Bylaws, effective February 9, 2024 (incorporated by reference to Exhibit 3.1 to the Company's Current Report on Form 8-K, filed on February 15, 2024).	<a href="https://www.sec.gov/Archives/edgar/data/923796/000119312524037639/d763000dex31.htm">https://www.sec.gov/Archives/edgar/data/923796/000119312524037639/d763000dex31.htm</a>
4.1	Indenture, dated as of September 25, 2014, by and between GEO and Wells Fargo Bank, National Association, as Trustee (incorporated by reference to Exhibit 4.1 to the Company's Current Report on Form 8-K, filed on October 1, 2014).	<a href="https://www.sec.gov/Archives/edgar/data/923796/000119312514360857/d795633dex41.htm">https://www.sec.gov/Archives/edgar/data/923796/000119312514360857/d795633dex41.htm</a>
4.2	First Supplemental Indenture, dated as of September 25, 2014, by and among GEO, certain subsidiary guarantors and Wells Fargo Bank, National Association, as Trustee with respect to the 5.875% Senior Notes due 2024 (incorporated by reference to Exhibit 4.2 to the Company's Current Report on Form 8-K, filed on October 1, 2014).	<a href="https://www.sec.gov/Archives/edgar/data/923796/000119312514360857/d795633dex42.htm">https://www.sec.gov/Archives/edgar/data/923796/000119312514360857/d795633dex42.htm</a>
4.3	Form of 5.875% Senior Note due 2024 (included in Exhibit 4.5).	<a href="https://www.sec.gov/Archives/edgar/data/923796/000119312514360857/d795633dex42.htm">https://www.sec.gov/Archives/edgar/data/923796/000119312514360857/d795633dex42.htm</a>
4.4	Second Supplemental Indenture, dated as of April 18, 2016, by and among The GEO Group, Inc., the subsidiary guarantors named	<a href="https://www.sec.gov/Archives/edgar/data/923796/000119312516545008/d172173dex41.htm">https://www.sec.gov/Archives/edgar/data/923796/000119312516545008/d172173dex41.htm</a>

	therein and Wells Fargo Bank, National Association, as Trustee with respect to the 6.00% Senior Notes due 2026 (incorporated by reference to Exhibit 4.1 to the Company's Current Report on Form 8-K, filed on April 18, 2016).	
4.5	Form of 6.00% Senior Notes due 2026 (included in Exhibit 4.7).	<a href="https://www.sec.gov/Archives/edgar/data/923796/000119312516545008/d172173dex41.htm">https://www.sec.gov/Archives/edgar/data/923796/000119312516545008/d172173dex41.htm</a>
4.6	Indenture, dated as of February 24, 2021, by and among GEO Corrections Holdings, Inc., as issuer, The GEO Group, Inc. and the other guarantors named therein, as guarantors, and the Trustee (portions of this exhibit have been omitted) (incorporated by reference to Exhibit 4.1 to the Company's Current Report on Form 8-K, filed on March 2, 2021).	<a href="https://www.sec.gov/Archives/edgar/data/0000923796/000119312521065641/d85561dex41.htm">https://www.sec.gov/Archives/edgar/data/0000923796/000119312521065641/d85561dex41.htm</a>
4.7	Form of 6.5% Exchangeable Senior Notes due 2026 (included in Exhibit 4.9).	<a href="https://www.sec.gov/Archives/edgar/data/0000923796/000119312521065641/d85561dex41.htm">https://www.sec.gov/Archives/edgar/data/0000923796/000119312521065641/d85561dex41.htm</a>
4.8	Indenture, dated as of August 19, 2022, among The GEO Group, Inc., the guarantors named therein and Ankura Trust Company, LLC, as trustee and second lien collateral trustee, relating to the 10.500% Senior Second Lien Secured Notes due 2028 (incorporated by reference to Exhibit 4.1 to the Company's Current Report on Form 8-K filed on August 25, 2022).	<a href="https://www.sec.gov/Archives/edgar/data/923796/000119312522230195/d392591dex41.htm">https://www.sec.gov/Archives/edgar/data/923796/000119312522230195/d392591dex41.htm</a>
4.9	Form of 10.500% Senior Second Lien Secured Notes due 2028 (included in Exhibit 4.8).	<a href="https://www.sec.gov/Archives/edgar/data/923796/000119312522230195/d392591dex41.htm">https://www.sec.gov/Archives/edgar/data/923796/000119312522230195/d392591dex41.htm</a>
4.10	Indenture, dated as of August 19, 2022, among The GEO Group, Inc., the guarantors named therein and Ankura Trust Company, LLC, as trustee and second lien collateral trustee, relating to the 9.500% Senior Second Lien Secured Notes due 2028 (incorporated by reference to Exhibit 4.3 to the Company's Current Report on Form 8-K filed on August 25, 2022).	<a href="https://www.sec.gov/Archives/edgar/data/923796/000119312522230195/d392591dex43.htm">https://www.sec.gov/Archives/edgar/data/923796/000119312522230195/d392591dex43.htm</a>

4.11	Form of 9.500% Senior Second Lien Secured Notes due 2028 (included in Exhibit 4.10).	<a href="https://www.sec.gov/Archives/edgar/data/923796/000119312522230195/d392591dex43.htm">https://www.sec.gov/Archives/edgar/data/923796/000119312522230195/d392591dex43.htm</a>
4.12	Supplemental Indenture, dated as of August 19, 2022, among The GEO Group, Inc., the guarantors named therein and Regions Bank (successor to Wells Fargo Bank, National Association), as trustee, to the Indenture, dated as of September 24, 2014, among The GEO Group, Inc. and Regions Bank (successor to Wells Fargo Bank, National Association), as trustee, relating to the 5.875% Senior Notes due 2024 (incorporated by reference to Exhibit 4.6 to the Company's Current Report on Form 8-K filed on August 25, 2022).	<a href="https://www.sec.gov/Archives/edgar/data/923796/000119312522230195/d392591dex46.htm">https://www.sec.gov/Archives/edgar/data/923796/000119312522230195/d392591dex46.htm</a>
4.13	Supplemental Indenture, dated as of August 19, 2022, among The GEO Group, Inc., the guarantors named therein and Regions Bank (successor to Wells Fargo Bank, National Association), as trustee, to the Indenture, dated as of September 24, 2014, among The GEO Group, Inc. and Regions Bank (successor to Wells Fargo Bank, National Association), as trustee, relating to the 6.000% Senior Notes due 2026 (incorporated by reference to Exhibit 4.7 to the Company's Current Report on Form 8-K filed on August 25, 2022).	<a href="https://www.sec.gov/Archives/edgar/data/923796/000119312522230195/d392591dex47.htm">https://www.sec.gov/Archives/edgar/data/923796/000119312522230195/d392591dex47.htm</a>
4.14	Description of Registrant's Securities (incorporated by reference to exhibit 4.14 to the Company's Annual Report on Form 10-K filed on February 27, 2023).	<a href="https://www.sec.gov/Archives/edgar/data/923796/000095017023004713/geo-ex4_14.htm">https://www.sec.gov/Archives/edgar/data/923796/000095017023004713/geo-ex4_14.htm</a>
4.15	Form of Indenture for Senior Debt Securities (incorporated by reference to Exhibit 4.1 to the Company's registration statement on Form S-3ASR, filed on October 30, 2023).	<a href="https://www.sec.gov/Archives/edgar/data/923796/000119312523266272/d531971dex41.htm">https://www.sec.gov/Archives/edgar/data/923796/000119312523266272/d531971dex41.htm</a>
4.16	Form of Indenture for Subordinated Debt Securities (incorporated by reference to Exhibit 4.2 to the Company's	<a href="https://www.sec.gov/Archives/edgar/data/923796/000119312523266272/d531971dex42.htm">https://www.sec.gov/Archives/edgar/data/923796/000119312523266272/d531971dex42.htm</a>



	registration statement on Form S-3ASR, filed on October 30, 2023).	
10.1	Form of Indemnification Agreement between the Company and its Officers and Directors (incorporated herein by reference to Exhibit 10.3 to the Company's registration statement on Form S-1, filed on May 24, 1994) (P)	
10.2	The GEO Group, Inc. Senior Management Performance Award Plan, as Amended and Restated (incorporated by reference to Exhibit 10.3 to the Company's Annual Report on Form 10-K, filed on February 26, 2019) †	<a href="https://www.sec.gov/Archives/edgar/data/923796/000119312519050054/d663410dex103.htm">https://www.sec.gov/Archives/edgar/data/923796/000119312519050054/d663410dex103.htm</a>
10.3	Amendment to The GEO Group, Inc. Senior Management Performance Award Plan (incorporated by reference to exhibit 10.3 to the Company's Annual Report on Form 10-K filed on February 27, 2023). †	<a href="https://www.sec.gov/Archives/edgar/data/923796/000095017023004713/geo-ex10_3.htm">https://www.sec.gov/Archives/edgar/data/923796/000095017023004713/geo-ex10_3.htm</a>
10.4	Amended and Restated The GEO Group, Inc. Senior Officer Retirement Plan, effective December 31, 2008 (incorporated by reference to Exhibit 10.8 to the Company's Current Report on Form 8-K January 7, 2009) †	<a href="https://www.sec.gov/Archives/edgar/data/923796/000095014409000110/g17230exv10w8.htm">https://www.sec.gov/Archives/edgar/data/923796/000095014409000110/g17230exv10w8.htm</a>
10.5	Amended and Restated The GEO Group, Inc. Executive Retirement Plan (effective January 1, 2008) (incorporated by reference to Exhibit 10.36 to the Company's Quarterly Report on Form 10-K, filed on March 1, 2012) †	<a href="https://www.sec.gov/Archives/edgar/data/923796/000119312512090269/d259590dex1036.htm">https://www.sec.gov/Archives/edgar/data/923796/000119312512090269/d259590dex1036.htm</a>
10.6	Amendment to The GEO Group, Inc. Executive Retirement Plan (incorporated by reference to Exhibit 10.37 to the Company's Annual Report on Form 10-K, filed on March 1, 2012) †	<a href="https://www.sec.gov/Archives/edgar/data/923796/000119312512090269/d259590dex1037.htm">https://www.sec.gov/Archives/edgar/data/923796/000119312512090269/d259590dex1037.htm</a>
10.7	The GEO Group, Inc. Deferred Compensation Plan (as amended and restated effective January 1, 2008) (incorporated by reference to Exhibit 10.38 to the Company's Annual Report on Form 10-K, filed on March 1, 2012) †	<a href="https://www.sec.gov/Archives/edgar/data/923796/000119312512090269/d259590dex1038.htm">https://www.sec.gov/Archives/edgar/data/923796/000119312512090269/d259590dex1038.htm</a>
10.8	Amendment to The GEO Group, Inc. Deferred Compensation Plan (incorporated by reference to Exhibit 10.39 to the Company's	<a href="https://www.sec.gov/Archives/edgar/data/0000923796/000119312512090269/d259590dex1039.htm">https://www.sec.gov/Archives/edgar/data/0000923796/000119312512090269/d259590dex1039.htm</a>

	Annual Report on Form 10-K, filed on March 1, 2012) †	
10.9	Amendment to The GEO Group, Inc. Deferred Compensation Plan (incorporated by reference to Exhibit 10.40 to the Company's Annual Report on Form 10-K, filed on March 1, 2012) †	<a href="https://www.sec.gov/Archives/edgar/data/923796/000119312512090269/d259590dex1040.htm">https://www.sec.gov/Archives/edgar/data/923796/000119312512090269/d259590dex1040.htm</a>
10.10	Amendment No. 4 to Third Amended and Restated Credit Agreement, dated as of August 19, 2022, by and among the lenders party thereto (including pursuant to a borrower assignment agreement), The GEO Group, Inc., GEO Corrections Holdings, Inc. and BNP Paribas, as administrative agent for the lenders under the existing credit agreement (incorporated by reference to Exhibit 10.1 to the Company's Current Report on Form 8-K, filed on August 25, 2022). **	<a href="https://www.sec.gov/Archives/edgar/data/923796/000119312522230195/d392591dex102.htm">https://www.sec.gov/Archives/edgar/data/923796/000119312522230195/d392591dex102.htm</a>
10.11	Amendment No. 5 to Third Amended and Restated Credit Agreement and Agency Resignation and Appointment Agreement, dated as of August 19, 2022, by and among The GEO Group, Inc., GEO Corrections Holdings, Inc., the guarantors party thereto, the revolving credit lenders party thereto, the term lenders party thereto, the issuing lenders and the swingline lender, BNP Paribas, as the existing administrative agent for lenders under the existing credit agreement, Alter Domus Products Corp., as the new administrative agent for the lenders under the amended credit agreement, and Alter Domus Products Corp., as the administrative agent for the lenders under the exchange credit agreement (incorporated by reference to Exhibit 10.2 to the Company's Current Report on Form 8-K, filed on August 25, 2022). (included in Exhibit 10-17). **	<a href="https://www.sec.gov/Archives/edgar/data/923796/000119312522230195/d392591dex102.htm">https://www.sec.gov/Archives/edgar/data/923796/000119312522230195/d392591dex102.htm</a>
10.12	The GEO Group, Inc. Amended and Restated 2018 Stock Incentive Plan (incorporated by	<a href="https://www.sec.gov/Archives/edgar/data/0000923796/000119312521150222/d178751dex101.htm">https://www.sec.gov/Archives/edgar/data/0000923796/000119312521150222/d178751dex101.htm</a>

	reference to Exhibit 10.1 to the Company's Current Report on Form 8-K, filed on May 4, 2021) †	
10.13	The GEO Group, Inc. Amended and Restated Employee Stock Purchase Plan (incorporated by reference to Exhibit 10.2 to the Company's Current Report on Form 8-K, filed on May 4, 2021). †	<a href="https://www.sec.gov/Archives/edgar/data/0000923796/000119312521150222/d178751dex102.htm">https://www.sec.gov/Archives/edgar/data/0000923796/000119312521150222/d178751dex102.htm</a>
10.14	Separation and General Release Agreement, dated as of May 27, 2021, by and between The GEO Group, Inc. and George C. Zoley (incorporated by reference to Exhibit 10.1 to the Company's Current Report on Form 8-K, filed on June 1, 2021). †	<a href="https://www.sec.gov/Archives/edgar/data/0000923796/000119312521177770/d318382dex101.htm">https://www.sec.gov/Archives/edgar/data/0000923796/000119312521177770/d318382dex101.htm</a>
10.15	Executive Chairman Employment Agreement, dated as of May 27, 2021, by and between The GEO Group, Inc. and George C. Zoley (incorporated by reference to Exhibit 10.2 to the Company's Current Report on Form 8-K, filed on June 1, 2021). †	<a href="https://www.sec.gov/Archives/edgar/data/0000923796/000119312521177770/d318382dex102.htm">https://www.sec.gov/Archives/edgar/data/0000923796/000119312521177770/d318382dex102.htm</a>
10.16	Amended and Restated Executive Retirement Agreement, dated as of May 27, 2021, by and between The GEO Group, Inc. and George C. Zoley (incorporated by reference to Exhibit 10.3 to the Company's Current Report on Form 8-K, filed on June 1, 2021). †	<a href="https://www.sec.gov/Archives/edgar/data/0000923796/000119312521177770/d318382dex103.htm">https://www.sec.gov/Archives/edgar/data/0000923796/000119312521177770/d318382dex103.htm</a>
10.17	Executive Employment Agreement, dated as of May 27, 2021, by and between The GEO Group, Inc. and Jose Gordo (incorporated by reference to Exhibit 10.4 to the Company's Current Report on Form 8-K, filed on June 1, 2021). †	<a href="https://www.sec.gov/Archives/edgar/data/0000923796/000119312521177770/d318382dex104.htm">https://www.sec.gov/Archives/edgar/data/0000923796/000119312521177770/d318382dex104.htm</a>
10.18	Transaction Support Agreement, dated as of July 18, 2022, among the Company, the Agent and the Consenting Creditors (incorporated by reference to Exhibit 10.1 to the Company's Current Report on Form 8-K filed on July 19, 2022).	<a href="https://www.sec.gov/Archives/edgar/data/923796/000119312522196691/d346175dex101.htm">https://www.sec.gov/Archives/edgar/data/923796/000119312522196691/d346175dex101.htm</a>
10.19	Credit Agreement, dated as of August 19, 2022 among The GEO	<a href="https://www.sec.gov/Archives/edgar/data/923796/000119312522230195/d392591dex103.htm">https://www.sec.gov/Archives/edgar/data/923796/000119312522230195/d392591dex103.htm</a>

	Group, Inc. and GEO Corrections Holdings, Inc., as borrowers, the lenders referred to therein and Alter Domus Products Corp., as administrative agent (incorporated by reference to Exhibit 10.3 to the Company's Current Report on Form 8-K filed on August 25, 2022).	
10.20	First Lien Pari Passu Intercreditor Agreement, dated as of August 19, 2022 among Alter Domus Products Corp., as exchange credit facility agent for the exchange credit facility secured parties, Alter Domus Products Corp., as existing credit facility agent for the existing credit facility secured parties and each additional senior representative from time to time party thereto, and acknowledged by The GEO Group, Inc. and GEO Corrections Holdings, Inc. as borrowers and the other grantors (incorporated by reference to Exhibit 10.4 to the Company's Current Report on Form 8-K filed on August 25, 2022).	<a href="https://www.sec.gov/Archives/edgar/data/923796/000119312522230195/d392591dex104.htm">https://www.sec.gov/Archives/edgar/data/923796/000119312522230195/d392591dex104.htm</a>
10.21	Senior Officer Employment Agreement, by and between The GEO Group, Inc. and Wayne Calabrese, dated February 9, 2023 (incorporated by reference to Exhibit 10.1 to the Company's Current Report on Form 8-K filed on February 15, 2023).	<a href="https://www.sec.gov/Archives/edgar/data/923796/000119312523040224/d419976dex101.htm">https://www.sec.gov/Archives/edgar/data/923796/000119312523040224/d419976dex101.htm</a>
10.22	Separation and General Release Agreement, entered into on November 29, 2023, between The GEO Group, Inc. and Jose Gordo (incorporated by reference to Exhibit 10.1 to the Company's Current Report on Form 8-K filed on December 5, 2023). †	<a href="https://www.sec.gov/Archives/edgar/data/923796/000119312523289201/d628144dex101.htm">https://www.sec.gov/Archives/edgar/data/923796/000119312523289201/d628144dex101.htm</a>
10.23	Advisory Services Agreement, effective as of January 1, 2024, between The GEO Group, Inc. and Jose Gordo (incorporated by reference to Exhibit 10.2 to the Company's Current Report on Form 8-K filed on December 5, 2023). †	<a href="https://www.sec.gov/Archives/edgar/data/923796/000119312523289201/d628144dex102.htm">https://www.sec.gov/Archives/edgar/data/923796/000119312523289201/d628144dex102.htm</a>
10.24	Executive Employment Agreement, effective as of	<a href="https://www.sec.gov/Archives/edgar/data/923796/000119312523289201/d628144dex103.htm">https://www.sec.gov/Archives/edgar/data/923796/000119312523289201/d628144dex103.htm</a>

	January 1, 2024, between The GEO Group, Inc. and Brian Evans (incorporated by reference to Exhibit 10.3 to the Company's Current Report on Form 8-K filed on December 5, 2023). †	
10.25	Executive Employment Agreement, dated as of June 22, 2021, between The GEO Group, Inc. and Shayn March (incorporated by reference to Exhibit 10.4 to the Company's Current Report on Form 8-K filed on December 5, 2023). †	<a href="https://www.sec.gov/Archives/edgar/data/923796/000119312523289201/d628144dex104.htm">https://www.sec.gov/Archives/edgar/data/923796/000119312523289201/d628144dex104.htm</a>
10.26	Executive Employment Agreement, effective as of January 1, 2024, between The GEO Group, Inc. and Wayne Calabrese (incorporated by reference to Exhibit 10.4 to the Company's Current Report on Form 8-K filed on December 5, 2023). †	<a href="https://www.sec.gov/Archives/edgar/data/923796/000119312523289201/d628144dex105.htm">https://www.sec.gov/Archives/edgar/data/923796/000119312523289201/d628144dex105.htm</a>
10.27	Refinancing Revolving Credit Commitments Amendment, dated as of December 14, 2023, among The GEO Group, Inc. and GEO Corrections Holdings, Inc., as borrowers, the other loan parties thereto, the lender parties thereto and Alter Domus Products Corp., as administrative agent (incorporated by reference to Exhibit 10.1 to the Company's Current Report on Form 8-K filed on December 5, 2023).	<a href="https://www.sec.gov/Archives/edgar/data/923796/000119312523299987/d552008dex101.htm">https://www.sec.gov/Archives/edgar/data/923796/000119312523299987/d552008dex101.htm</a>
21.1	<a href="#">Subsidiaries of the Company*</a>	
22.1	<a href="#">List of Guarantor Subsidiaries *</a>	
23.1	<a href="#">Consent of Grant Thornton LLP, Independent Registered Public Accounting Firm*</a>	
31.1	<a href="#">Rule 13a-14(a) Certification in accordance with Section 302 of the Sarbanes-Oxley Act of 2002*</a>	
31.2	<a href="#">Rule 13a-14(a) Certification in accordance with Section 302 of the Sarbanes-Oxley Act of 2002*</a>	
32.1	<a href="#">Certification pursuant to 18 U.S.C. Section 1350, as adopted pursuant to Section 906 of the Sarbanes-Oxley Act of 2002*</a>	
32.2	<a href="#">Certification pursuant to 18 U.S.C. Section 1350, as adopted</a>	

[pursuant to Section 906 of the Sarbanes-Oxley Act of 2002\\*](#)

97.1 [The GEO Group, Inc. Clawback Policy](#) \*

101 The following financial information from the Company's Annual Report on Form 10-K for the year ended December 31, 2022, formatted in Inline XBRL (Extensible Business Reporting Language) includes: (i) the Consolidated Statements of Operations, (ii) the Consolidated Statements of Comprehensive Income (Loss), (iii) the Consolidated Balance Sheets, (iv) the Consolidated Statements of Cash Flows, (v) the Consolidated Statements of Stockholders' Equity, and (vi) the Notes to the Consolidated Financial Statements. The instance document does not appear in the interactive data file because its XBRL tags are embedded within the Inline XBRL document. \*

104 Cover Page Interactive Data Title - the cover page XBRL tags are embedded within the Inline XBRL document. \*

\* Filed herewith.

\*\* Certain portions of these Exhibits have been omitted in accordance with Regulation S-K Item 601 because they are both (i) not material to investors and (ii) the type of information that the Registrant customarily and actually treats as private or confidential and have been marked with “[\*\*\*]” to indicate where omissions have been made. The Registrant agrees to furnish supplementally an unredacted copy of the Exhibit to the SEC upon its request.

† Management contract or compensatory plan, contract or agreement as defined in Item 402 (a)(3) of Regulation S-K.

(P) Paper filing

**Item 16. Form 10-K Summary.**

None.

## SIGNATURES

Pursuant to the requirements of Section 13 or 15(d) of the Securities Exchange Act of 1934, the registrant has duly caused this report to be signed on its behalf by the undersigned, thereunto duly authorized.

THE GEO GROUP, INC.

/s/ BRIAN R. EVANS

Brian R. Evans

*Chief Executive Officer*

Date: February 29, 2024

Pursuant to the requirements of the Securities Exchange Act of 1934, this report has been signed below by the following persons on behalf of the registrant and in the capacities and on the dates indicated.

<u>Signature</u>	<u>Title</u>	<u>Date</u>
<u>/s/ George C. Zoley</u> George C. Zoley	Executive Chairman	February 29, 2024
<u>/s/ Brian R. Evans</u> Brian R. Evans	Chief Executive Officer and Director (principal executive officer)	February 29, 2024
<u>/s/ Shayn P. March</u> Shayn P. March	Acting Chief Financial Officer (principal financial officer)	February 29, 2024
<u>/s/ Ronald A. Brack</u> Ronald A. Brack	Executive Vice President, Chief Accounting Officer and Controller (principal accounting officer)	February 29, 2024
<u>/s/ Terry Mayotte</u> Terry Mayotte	Lead Independent Director	February 29, 2024
<u>/s/ Julie M. Wood</u> Julie M. Wood	Director	February 29, 2024
<u>/s/ Lindsay L. Koren</u> Lindsay L. Koren	Director	February 29, 2024
<u>/s/ Jack Brewer</u> Jack Brewer	Director	February 29, 2024
<u>/s/ Dr. Thomas Bartzokis</u> Dr. Thomas Bartzokis	Director	February 29, 2024
<u>/s/ Andrew Shapiro</u> Andrew Shapiro	Director	February 29, 2024
<u>/s/ Scott M. Kernan</u> Scott M. Kernan	Director	February 29, 2024

**THE GEO GROUP, INC.**  
**SCHEDULE II**  
**VALUATION AND QUALIFYING ACCOUNTS**  
**For the Years Ended December 31, 2023, 2022 and 2021**

Description	Balance at Beginning of Period	Charged to Cost and Expenses	Charged to Other Accounts	Deductions, Actual Charge-Offs	Balance at End of Period
	(In thousands)				
<b>YEAR ENDED DECEMBER 31, 2023:</b>					
Allowance for credit losses	\$ 809	\$ 397	\$ —	\$ (600)	\$ 606
<b>YEAR ENDED DECEMBER 31, 2022:</b>					
Allowance for credit losses	\$ 1,155	\$ 189	\$ 14	\$ (549)	\$ 809
<b>YEAR ENDED DECEMBER 31, 2021:</b>					
Allowance for credit losses	\$ 2,674	\$ 63	\$ (1,454)	\$ (128)	\$ 1,155



# Shareholder Information

## REGIONAL OFFICES

### Eastern Region, USA

John Oliver, Regional Vice President

### Central Region, USA

Frank Lara, Regional Vice President

### Western Region, USA

Paul Laird, Regional Vice President

## INTERNATIONAL OFFICES

### GEOAmeY, UK

David Jones, Managing Director

### The GEO Group Australia Pty Ltd.

Pieter Bezuidenhout, Managing Director

### South African Custodial Management

Lazarus Bahula, Managing Director

## EXECUTIVE VICE PRESIDENTS

### Ronald A. Brack

Executive Vice President, Chief Accounting Officer and Contoller

### James Bryan

Executive Vice President, Corporate Counsel

### Kenny Cauley

Executive Vice President, Security, Secure Services

### John E. Christakis

Chief Medical Officer

### Beth A. Crews

Executive Vice President, Corporate Counsel and Assistant Secretary

### Daniel Friend

Executive Vice President, Finance and Pricing, BI Incorporated

### Fred M. Hamdun

Executive Vice President, Community Solutions

### Adam M. Hasner

Executive Vice President, Public Policy

### Jennifer L. Houston

Executive Vice President, Proposal Development

### Dennis Jesielowski

Chief Technology Officer, BI Incorporated

### Alex Londono

Executive Vice President, Office of Professional Responsibility

### Marcel Maier

Executive Vice President, Tax

### Amber D. Martin

Executive Vice President, Contract Administration

### David O. Meehan

Executive Vice President, Partnership Development, GEO Care

### Pablo E. Paez

Executive Vice President, Corporate Relations

### Daniel H. Ragsdale

Executive Vice President, Contract Compliance

### Jose Rosario

Executive Vice President, Chief Information Officer, and Chief Information Security Officer

### Scott Schipma

Executive Vice President, Deputy General Counsel

### John Sheehan

Executive Vice President, Operations, Secure Services

### Larry J. Sherman

Executive Vice President, Finance and Pricing, GEO Care

### Kyle P. Schiller

Executive Vice President, Administration, Secure Services and International Services

### Derrick D. Schofield

Executive Vice President, Continuum of Care and Reentry Services

### Ed A. Stubbs

Executive Vice President, Transportation

### John Tyrrell

Executive Vice President, Pricing

### Isabel Yang

Executive Vice President, BI Incorporated

## VICE PRESIDENTS

### Thomas Arntz

Vice President, Human Resources

### Emanuel Barr

Vice President, Community and Government Relations

### Bruce P. Brown

Vice President, Real Estate

### David S. Burch

Divisional Vice President, Continuum of Care and In-Prison Treatment Services

### Juan D. Castillo

Vice President, Health Services

### Henry T. Conforti

Vice President, Monitoring Operations, BI Incorporated

### Philip Dugger

Vice President, Risk Management

### Evencio Fernandez

Vice President, Software Engineering

### Lisa Gaisford

Vice President, Client Relations

### Timothy Gibson

Vice President, Design, Secure Services and ISAP

### Nelson Hackmaster

Vice President, Staff Development and Emergency Operations

### Johanny Handel

Vice President, Compensation and Benefits, Human Resources

### Gregor H. Heinrich

Vice President, Construction and Maintenance, Eastern Region

### Monica L. Hook

Vice President, Communications, GEO Care

### Andrew H. Grossman

Vice President, Contract Administration

### Keith Kluttz

Vice President, Office of Professional Responsibility

### Latoya Lane

Vice President, Community Care

### Enrique Lucero

Vice President, Program Evaluation and Development, Community Solutions

### Trina Maso De Moya

Vice President, Fidelity, Quality, and Security Operations, GEO Care

### Jeffrey McGee

Vice President, ISAP Services, Community Solutions

### Eben Morales

Vice President, Operations, Transportation

### Robert M. Murnock

Vice President, Business Development, BI Incorporated

### Ron Murtha

Vice President, Construction and Maintenance, Western Region

### Ashley Neill

Vice President, Transportation

### Christopher Osman

Vice President, Internal Audit

### Suzanne Pelletier

Vice President, Human Resources, BI Incorporated

### Ryan Seuradge

Vice President, Contract Compliance

### Selwyn Shakir

Vice President, Design, Continuum of Care and ISAP

### Anthony Shelton

Vice President, Corporate Counsel, BI Incorporated

### John D. Thurston

Vice President, Non-Residential Reentry Services, GEO Care

### Doug Wells

Vice President, Construction and Maintenance, Central Region

### Spencer Winepol

Vice President, General Liability, Legal Services

### Joe Williams

Vice President, Residential Reentry Services, GEO Care

### Jason Wright

Vice President, Health Services

## CORPORATE & SHAREHOLDER INFORMATION

Corporate and shareholder information, as well as a copy of the Company's Annual Report on Form 10-K, as filed with the Securities and Exchange Commission, may be obtained free of charge by contacting Christopher Ferreira, Director, Corporate Relations at The GEO Group, Inc., 4955 Technology Way, Boca Raton, Florida 33431 or by visiting the Company's website at [www.geogroup.com](http://www.geogroup.com).

### Annual Report Design

Audra E. Birt, Graphic Designer, Corporate Relations

### Auditors

Grant Thornton, LLP

801 Brickell Avenue, Suite 2450, Miami, FL 33131

### Corporate Counsel

Akerman Miami Office

Three Brickell City Centre, 98 Southeast Seventh Street, Suite 1100, Miami, FL 33131

### Transfer Agent and Registrar

Computershare

300 Galleria Parkway, Suite 1020 Atlanta, GA 30339

Phone: 866-210-7619 [www.computershare.com/investor](http://www.computershare.com/investor)

**Officer Certification:** The certifications of The GEO Group, Inc.'s Chief Executive Officer and Chief Financial Officer, required under the Sarbanes-Oxley Act of 2002, have been filed as exhibits to The GEO Group, Inc.'s Annual Report on Form 10-K. In 2023, The GEO Group, Inc.'s Chief Executive Officer submitted the annual certification to the New York Stock Exchange regarding The GEO Group, Inc.'s compliance with the New York Stock Exchange corporate governance listing standards.

### Forward-Looking Statements — Safe Harbor

This Annual Report contains "forward-looking" statements within the meaning of Section 27A of the Securities Act of 1933, as amended, and Section 21E of the Securities Exchange Act of 1934, as amended. "Forward-looking" statements are any statements that are not based on historical information. Statements other than statements of historical facts included in this report, including, without limitation, statements regarding our future financial position, business strategy, budgets, projected costs and plans and objectives of management for future operations, are "forward-looking" statements. Forward-looking statements generally can be identified by the use of forward-looking terminology such as "may," "will," "expect," "anticipate," "intend," "plan," "believe," "seek," "estimate" or "continue" or the negative of such words or variations of such words and similar expressions. These statements are not guarantees of future performance and involve certain risks, uncertainties and assumptions, which are difficult to predict. Therefore, actual outcomes and results may differ materially from what is expressed or forecasted in such forward-looking statements and we can give no assurance that such forward-looking statements will prove to be correct. Important factors that could cause actual results to differ materially from those expressed or implied by the forward-looking statements, or "cautionary statements," include, but are not limited to those factors contained in our filings with the SEC, including, but not limited to, those detailed in the Annual Report on Form 10-K for the year ended December 31, 2023, our Quarterly Reports on Form 10-Q and our Current Reports on Form 8-K filed with the SEC.

We undertake no obligation to update publicly any forward-looking statements, whether as a result of new information, future events or otherwise, except as required by law.

© The GEO Group, Inc. 2023



**WORLD HEADQUARTERS**

4955 Technology Way  
Boca Raton, Florida 33431 USA  
561.893.0101 866.301.4436  
[www.geogroup.com](http://www.geogroup.com)